



# 2012-13 McKENDREE MEN'S BASKETBALL

# GAME NOTES

Follow the Bearcats Online:

www.McKBearcats.com | Facebook.com/McKBearcats | Twitter: @McKBearcats

## 2012-13 Schedule/Results

7-20 OVERALL | 1-16 GLVC

### NOVEMBER

3	@ Missouri State (Exhibition)	L 54-82
10	vs. Tiffin (Ohio) #	L 52-72
11	vs. Ohio Dominican #	L 77-85
14	@ Lincoln (Mo.)	L 72-86
21	Lincoln (Mo.)	W 82-74
27	Lincoln Christian (Ill.)	W 69-53

### DECEMBER

1	Trevecca Nazarene (Tenn.)	W 80-70
4	Principia (Ill.)	W 92-46
8	MacMurray (Ill.) -- Alumni Day	W 73-70
11	Robert Morris-Springfield (Ill.)	W 77-53
15	@ Trevecca Nazarene (Tenn.)	L 63-73

### JANUARY

3	Illinois-Springfield*	L 66-69
5	Quincy (Ill.)	W 67-59
10	@ Maryville (Mo.)*	L 69-72
12	@ Missouri-St. Louis*	L 54-78
17	Lewis (Ill.)*	L 61-82
19	Wisconsin-Parkside*	L 59-76
21	Bellarmine (Ky.)*	L 56-71
24	@ Indianapolis (Ind.)*	L 64-100
26	@ Saint Joseph's (Ind.)*	L 80-99
31	@ Kentucky Wesleyan*	L 56-83

### FEBRUARY

2	Southern Indiana*	L 68-78
7	Saint Joseph's (Ind.)	L 81-89
9	Indianapolis (Ind.)*	L 46-56
14	@ Wisconsin-Parkside*	L 63-76
16	@ Lewis (Ill.)*	L 56-76
21	Kentucky Wesleyan*	L 64-88
23	@ Southern Indiana*	L 64-94
28	@ Bellarmine (Ky.)*	8 p.m. ET

Home games in **Bold**

All times CST unless otherwise noted

\* -- Great Lakes Valley Conference game

# -- GLVC/GLIAC Crossover Challenge in St. Louis, Mo.

## McKendree Media Relations

### Scott Cummings

Director of Sports Information

(Men's Basketball Contact)

Office: Melvin Price Convocation Center

Phone: (618) 537-6879

Cell: (618) 301-8993

Fax: (618) 537-6876

E-mail: secummin@mckendree.edu

Mailing/Overnight Address --

701 College Road

Lebanon, IL 62254

Website: <http://www.mckbearcats.com>

Facebook: <http://www.facebook.com/McKBearcats>

Twitter: @McKBearcats



## Week 17 | February 28

GAME 28 | vs. Bellarmine KNIGHTS (19-6, 11-6 GLVC)

LOUISVILLE, KY | KNIGHTS HALL



Thursday, Feb. 28, 2013 | 8 p.m. ET (7 p.m. CT)

Head Coach: Scott Davenport (University of Louisville, 1978)

Top Player: Vance Hall, G, 6-3, Jr., Frankfort, KY/Franklin County HS

15.8 PPG, 3.7 RPG, .575 FG percentage, .490 3-pt. FG percentage, .903 FT percentage, 59 assists

## Last Time Out...

McKendree dropped a 94-64 decision Saturday at the University of Southern Indiana in Great Lakes Valley Conference play. Clinton Happe enjoyed a successful homecoming to Evansville, Ind., as he scored 18 of his team-high 24 points in the second half to lead the Bearcats. John Steppe netted 16 of his 18 points in the opening period, while Matt Murphy helped out with 12 points in the contest.

## 2012-13 McKendree University Roster

No.	Name	Pos.	Ht.	Wt.	Cl.	Hometown/Previous School	Pronunciation
10	John Steppe	F	6-4	200	Sr.	Effingham, Ill./St. Anthony	Step-ee
14	A.J. Schmidt	G	6-1	185	Fr.	New Albany, Ind./New Albany	
22	Mike DiGregorio	G	6-1	175	So.	Morton Grove, Ill./Lincoln Land C.C.	Dee-grey-GORE-ee-oh
24	Brandon Drum	G/F	6-4	190	Fr.	Peoria, Ill./Dunlap	
30	Drew Dudek	G	6-0	175	Jr.	Pinckneyville, Ill./Pinckneyville	DEW-deck
32	Clinton Happe	G	6-1	155	Jr.	Evansville, Ind./F.J. Reitz	Hop-ee
40	Matt Murphy	F/C	6-8	230	Fr.	Jerseyville, Ill./Jersey Community	
42	Matt DeLuka	G/F	6-2	195	Fr.	Hillsboro, Ill./Hillsboro	
50	David Ruckman	F/C	6-8	260	Sr.	Freeburg, Ill./Freeburg	
54	Blake Fulton	C	6-8	175	So.	Hillview, Ill./North Greene	

HEAD COACH: Harry Statham (47th Season -- McKendree, 1960)

ASSISTANT COACHES: Eric Echelbarger (10th Season -- McKendree, 2003)

Fernando Stevenson (1st Season -- McKendree, 1997)

STUDENT ASSISTANT COACH: Shay Kellerman

## Probable Starters/Off the Bench

### PROBABLE STARTERS --

No.	Name	Pos.	GP/GS	PPG	FG%	3pt. FG%	FT%	RPG	APG	BPG	SPG
10	John Steppe	F	27/27	17.9	.437	.317	.781	7.5	3.3	0.5	0.8
14	A.J. Schmidt	G	27/22	2.7	.310	.230	.261	3.1	2.7	0.1	1.2
22	Mike DiGregorio	G	27/27	11.3	.373	.377	.744	3.0	2.3	0.0	0.9
32	Clinton Happe	G	27/27	18.1	.435	.405	.856	4.6	2.0	0.1	0.9
40	Matt Murphy	F	26/26	9.7	.415	.344	.647	2.7	0.5	0.9	0.7

### OFF THE BENCH --

No.	Name	Pos.	GP/GS	PPG	FG%	3pt. FG%	FT%	RPG	APG	BPG	SPG
24	Brandon Drum	F	26/1	4.4	.377	.296	.720	2.5	0.6	0.2	0.5
30	Drew Dudek	G	15/0	0.7	.300	.000	.364	1.1	0.5	0.1	0.1
42	Matt DeLuka	G	21/0	1.3	.355	.111	.714	1.5	0.2	0.0	0.3
54	Blake Fulton	C	4/0	0.5	.500	.000	.000	0.3	0.0	0.3	0.0

## 2012-13 MCKENDREE MEN'S BASKETBALL GAME NOTES

### Statham Year-By-Year Record

Year	Record	Pct.	National Postseason
1966-67	13-10	.565	--
1967-68	20-7	.741	--
1968-69	21-6	.778	--
1969-70	19-6	.760	--
1970-71	15-12	.556	--
1971-72	21-7	.750	--
1972-73	23-6	.793	--
1973-74	24-8	.750	--
1974-75	17-9	.654	--
1975-76	17-9	.654	--
1976-77	21-5	.808	--
1977-78	15-11	.577	--
1978-79	20-11	.645	--
1979-80	22-9	.710	--
1980-81	27-7	.794	--
1981-82	18-12	.600	--
1982-83	20-9	.690	--
1983-84	18-19	.486	--
1984-85	22-11	.667	--
1985-86	22-14	.611	--
1986-87	30-5	.857	--
1987-88	35-1	.972	NAIA Sweet 16
1988-89	17-15	.531	--
1989-90	20-14	.588	--
1990-91	23-9	.719	--
1991-92	31-6	.838	NAIA 1st Rd.
1992-93	27-9	.750	NAIA 1st Rd.
1993-94	26-8	.765	--
1994-95	27-6	.818	--
1995-96	25-9	.735	NAIA Sweet 16
1996-97	28-9	.757	NAIA Elite 8
1997-98	26-8	.765	--
1998-99	21-11	.656	--
1999-2000	25-8	.756	NAIA 1st Rd.
2000-01	27-9	.750	NAIA 1st Rd.
2001-02	30-5	.857	NAIA Sweet 16
2002-03	34-4	.895	NAIA Fab Four
2003-04	24-10	.706	NAIA 1st Rd.
2004-05	25-8	.756	--
2005-06	19-14	.576	--
2006-07	23-12	.657	NAIA Sweet 16
2007-08	27-7	.794	NAIA Sweet 16
2008-09	30-6	.833	NAIA Elite 8
2009-10	27-7	.794	NAIA 1st Rd.
2010-11	21-13	.618	NAIA Sweet 16
2011-12	18-12	.600	--
2012-13	7-20	.259	--
<b>TOTALS</b>	<b>1068-433</b>	<b>.712</b>	

### Statham By The Numbers

1	National Coach of the Year award (2001-02)
2	Undefeated conference seasons
3	Hall of Fame inductions
6	NAIA District 20 Coach of the Year awards
6	Conference Tournament championships
6	30-win seasons
7	Conference Player of the Years honorees
8	Conference Coach of the Year honors
10	Number of 1st-Team All-Americans coached
11	Regular-Season Conference titles
12	IBCA-NAIA Coach of the Year awards
15	National Tournament appearances
23	Average wins per season
29	Consecutive winning seasons
35	20-win seasons
46	Consecutive 15-win seasons
47	1,000-point scorers coached
47	Seasons at McKendree
70	Players that received post-season honors
1,068	Career wins
1,501	Games coached

### Head Basketball Coach Harry Statham (McKendree, 1960)



Harry Statham (Stay-them), the all-time wins leaders in men's college basketball history, is in his 47th season as the men's basketball coach at McKendree University in 2012-13.

After leading the Bearcat program to 12 American Midwest Conference championships and 15 appearances at the NAIA Division I Men's Basketball National Championship, Statham has taken on the challenge of leading McKendree through its transition towards NCAA Division II membership. The Bearcat program will enter their first season of Great Lakes Valley Conference competition in 2012-13.

In his 47 years at the helm of the McKendree program, Statham has amassed 1,068 victories. He is the only men's coach in college basketball history at the four-year level of any division to reach the 1,000-win mark. On Nov. 13, 2009, Statham collected his 1,000th career victory when McKendree defeated East-West University 79-49 in Lebanon.

Statham, who has coached in 1,501 collegiate games, surpassed the record established by former Mt. St. Mary's coach Jim Phelan, who guided his teams for 1,354 games over a 49-year career.

During his storied career at McKendree, Statham has led the Bearcats to post-season play 40 times. Statham coached McKendree to all 15 of its NAIA national tournament berths, including runs of five

straight appearances from 1999-2004 and again from 2006-11. Statham's teams have averaged 23 wins per season since his first season of 1966-67, and have reached the 20-win mark 35 times under his tutelage.

The list of awards and honors received by Statham is endless. He was selected as the 2001-02 NAIA Men's Basketball Coach of the Year. Statham has received the AMC Coach of the Year award eight different times. He was also a six-time recipient of NAIA District 20 Coach of the Year honors. Statham has been named the NAIA-Illinois Basketball Coaches Association Men's Basketball Coach of the Year 12 times.

In 2005, Statham was recognized by two different national organizations for his coaching accomplishments. At the National Association of Basketball Coaches (NABC) national convention in St. Louis, Statham was honored by his coaching peers as he received the organization's Guardians of the Game Leadership Award.

Later that summer, Statham was named the winner of the Distinguished Service Award from the United States Sports Academy. The award is given annually to individuals who have made outstanding contributions to national or international sports through education, research or service. In the summer of 2006, the Lebanon City Council honored Statham by renaming a portion of Alton Street -- which runs along the eastern edge of the McKendree campus which passes the Melvin Price Convocation Center -- Harry Statham Way.

Statham's career accomplishments and achievements were recognized with his 1998 induction into the NAIA Hall of Fame. He is also a 1987 inductee into the IBCA-NAIA Hall of Fame. Most recently, Statham was inducted in the McKendree University Sports Hall of Fame back in October.

Over the past 46 years, Statham and the McKendree basketball program have enjoyed countless milestone moments. Perhaps the most memorable moment came back on Dec. 1, 2004 at the Melvin Price Convocation Center. On that date, Statham led McKendree to an 83-72 victory over Maryville University, marking his 880th career win. That allowed Statham to pass legendary University of North Carolina head coach Dean Smith for the all-time wins record among college basketball coaches. The milestone victory was witnessed by a sellout crowd in Lebanon, and garnered media attention across the nation.

The individual coaching accomplishments only begin to tell the story of one of the most successful coaches at any level over the last 46 years. During Statham's tenure at McKendree, he has helped mold the Bearcat men's basketball program into one of the most successful and respected programs throughout the world of collegiate basketball.

During his tenure at McKendree, Statham has coached 70 different players that have received post-season accolades. Ten of those players went on to earn NAIA All-America honors. In all, Statham coached seven players that earned AMC Player of the Year honors.

Statham has coached three players that were drafted in the professional ranks. Paul Funkhouser was the first of the trio to be drafted. He was a supplemental pick of the NBA's Chicago Bulls and the Carolina Cougars of the American Basketball Association. Dale Haverman was a fifth-round pick of the Seattle SuperSonics in 1977. Matt Laur joined Funkhouser and Haverman in the fall of 2003 when he was selected in the fourth round of the National Basketball Development League (NBDL) draft by the Columbus (Ga.) Riverdragons. Several former Bearcats have also enjoyed professional success overseas.

Meanwhile, numerous McKendree student-athletes who have played and learned the game under Statham's guidance have gone on to successful coaching careers on both the high school and collegiate levels.

Statham began his coaching career while an undergraduate student at McKendree. He guided the boy's basketball team at O'Fallon Junior High School while taking college courses at night. After graduating from McKendree in 1960, Statham moved on to the University of Illinois. There, he was a graduate assistant for the men's basketball and track teams while completing requirements for a master's of science degree in physical education.

After leaving Illinois, Statham moved to the high school coaching ranks. He was at Manito Forman High School from 1961-63 before moving to Dwight High School. Statham stayed three seasons at Dwight before returning to McKendree. In addition to his duties as athletic director and men's basketball coach, Statham served as the Bearcats' baseball coach for two years upon his return.

Statham served as McKendree's athletic director from 1966 until May 2010. Under Statham's leadership as athletic director, the number of athletic programs offered grew from just a handful of offerings to its current total of 21 intercollegiate sports. Statham was honored as the NAIA Central Region Athletic Director of the Year by the National Association of Collegiate Directors of Athletics (NACDA) in 1998-99.

Along with his coaching duties, Statham is an assistant professor of physical education at McKendree. Statham and his wife, Rose, reside in Belleville.

## 2012-13 McKENDREE MEN'S BASKETBALL GAME NOTES

### McKendree Coaching Records

Coach	W-L	Pct.
B.E. Wiggins (1908-10)	n/a	n/a
L.W. Smith (1910-11)	6-1	.857
Cyrus S. Gentry (1911-15)	25-7	.781
Marvin W. Krueger (1915-16)	n/a	n/a
L.C. Levan (1916-18)	n/a	n/a
C.N. Stokes (1918-20)	26-12	.684
Frank Laurence (1920-21)	5-4	.556
Orville A. Hall (1921-23)	15-7	.682
E.A. "Lefty" Davis (1923-25)	22-7	.759
Glen Filley (1925-30)	42-44	.488
Arthur Doolen (1930-33)	33-31	.516
Paul Waldorf (1933-34, 1935-36)	20-21	.488
Bob Hartley (1934-35)	13-10	.565
B.E. Blanchard (1936-38)	14-21	.400
Arthur K. Henderson (1938-41)	21-26	.447
Lewis Scholl (1941-42)	8-12	.400
Leon Church (1942-46)	10-28	.263
Wesley Jonah (1946-48)	14-27	.341
Bill Mauzy (1948-50)	20-19	.513
Hugh Redden (1950-52)	44-11	.800
James Collie (1952-57)	101-42	.706
James Oldfield (1957-63)	106-53	.667
Lou Vesley (1963-66)	34-31	.523
<b>Harry Statham (1966-present)</b>	<b>1,068-433</b>	<b>.712</b>

#### 20-Win Seasons --

Hugh Redden -- 2  
 James Collie -- 3  
 James Oldfield -- 1  
 Harry Statham -- 35 (also has six 30-win seasons)

### McKendree Quick Facts

**Location:** Lebanon, Ill. 62254  
**Founded:** 1828  
**Enrollment:** 3,200  
**National Affiliation:** NCAA Division II (*Provisional*)  
**Conference:** Great Lakes Valley Conference (GLVC)  
**Nickname:** Bearcats  
**Colors:** Purple (2617C) and White  
**Facility:** Harry M. Statham Sports Center (1,600)  
**President:** Dr. James Dennis  
**Athletic Director:** Chuck Brueggemann  
**Sports Information Director:** Scott Cummings

**First Year of Basketball:** 1908-09  
**All-Time Record:** 1,647-847  
**National Tournament Appearances:** 15

**Head Basketball Coach:** Harry Statham  
 (McKendree, 1960)  
**Record at School:** 1,068-433 (47th season)  
**Overall Record:** 1,068-433 (47th season)  
**Assistant Coaches:** Eric Echelbarger,  
 Fernando Stevenson  
**2011-12 Overall Record:** 18-12  
**Home / Road / Neutral:** 9-3 / 5-4 / 4-5  
**2011-12 Conference Record:** N/A  
**Lettermen Returning:** 4  
**Lettermen Lost:** 8  
**Starters Returning:** 2

**Website:** www.mckbearcats.com  
**Home Broadcast:** www.mckbearcats.com/watchlive  
**Road Broadcast:** www.mckbearcats.com/listenlive  
**Facebook:** www.facebook.com/McKBearcats  
**Twitter:** @McKBearcats

### Top 10 List -- Men's Basketball All-Time Victories

(LIST UPDATED THROUGH GAMES OF FEB. 26, 2013)

Place	COACH	NO. OF SEASONS	W	L	PCT.	2012-13 RECORD
1)	HARRY STATHAM (McKendree)*	47th	1,068	432	.712	7-19
2)	Danny Miles (Oregon Tech)*	42nd	987	397	.713	16-15
3)	Herb Magee (Philadelphia U.)*	46th	957	384	.714	17-9
4)	Mike Krzyzewski (Duke)*	38th	951	294	.764	24-3
5)	Don Meyer	38	923	324	.740	---
6)	Jim Boeheim (Syracuse)*	37th	912	310	.746	22-6
7)	Bob Knight	42	902	371	.709	---
8)	Dean Smith	36	879	254	.776	---
9)	Adolph Rupp	41	876	190	.822	---
10)	Jim Calhoun	40	873	380	.697	---

\* Active Coach in 2012-13

NOTE: Current school for active coaches shown in parentheses

### All-Time Leaders -- Games Coached

(UPDATED THROUGH GAMES OF FEB. 26, 2013)

Rank	Coach	School	Seasons	Games
1	HARRY STATHAM*	McKendree	47th	1,501
2	Danny Miles*	Oregon Tech	42nd	1,384
3	Jim Phelan	--	49	1,354
4	Herb Magee*	Philadelphia U. (Pa.)	46th	1,341
5	Clarence "Big House" Gaines	--	47	1,275

\* Active Coach in 2012-13

NOTE: Current school for active coaches shown in parentheses

### Milestone Victories for Harry Statham

No.	Opponent	Score	Year (Date)
1	Westminster College (Mo.)	90-78	1966-67
100	Lambuth College (now University) (Tenn.)	69-65	1971-72
200	Indiana Univ.-Purdue Univ.-Calumet	105-89	1976-77
300	Paul Quinn College (Texas)	100-99	1981-82
400	Marycrest International University (Iowa)	136-101	1986-87
500	Harris-Stowe State College (Mo.)	96-76	11/18/90
600	Lindenwood College (now University) (Mo.)	100-79	2/10/94
700	Barat College (Ill.)	99-61	1/10/98
800	Harris-Stowe State College (Mo.)	107-72	1/10/02
817*	Mountain State University (W.Va.)	88-87	11/15/02
880**	Maryville University (Mo.)	83-72	12/1/04
900	Freed-Hardeman University (Tenn.)	73-69	11/25/05
1,000	East-West University (Ill.)	79-49	11/13/09

\* NAIA record for coaching victories

\*\* All-time wins record at four-year level

2012-13 GLVC Standings

EAST DIVISION

TEAM	GLVC	PCT.	ALL	PCT.
Wisconsin-Parkside	14-3	.824	19-6	.760
Southern Indiana	12-5	.706	19-6	.760
Bellarmino	11-6	.647	19-6	.760
Lewis	11-6	.647	17-8	.680
Kentucky Wesleyan	11-6	.647	19-6	.760
Indianapolis	10-7	.588	18-7	.720
Saint Joseph's	4-13	.235	6-18	.250
<b>McKENDREE %</b>	<b>1-16</b>	<b>.059</b>	<b>7-20</b>	<b>.259</b>

WEST DIVISION

TEAM	GLVC	PCT.	ALL	PCT.
Drury	15-2	.882	21-4	.840
Maryville	11-6	.647	22-8	.733
Missouri-St. Louis	10-7	.588	17-8	.680
William Jewell	8-9	.471	12-13	.480
Quincy	7-10	.412	12-13	.480
Illinois Springfield	5-12	.294	7-18	.280
Missouri S & T	3-14	.176	7-17	.292
Rockhurst	3-14	.176	4-20	.167

% -- Not eligible for GLVC Tournament  
Updated through games of Feb. 25, 2013

2012-13 GLVC Preseason Poll

EAST DIVISION

Place	Team (1st Place Votes)	Points
1	Bellarmino (10)	114
2	Southern Indiana (5)	104
3	Kentucky Wesleyan (1)	89
4	Indianapolis	88
5	Lewis	65
6 (tie)	Saint Joseph's	41
6 (tie)	Wisconsin-Parkside	41
8	<b>McKENDREE</b>	<b>26</b>

WEST DIVISION

Place	Team (1st Place Votes)	Points
1	Missouri-St. Louis (8)	113
2	Drury (7)	110
3	Quincy (1)	89
4	Illinois Springfield	69
5	Maryville	63
6	William Jewell	46
7	Missouri S&T	41
8	Rockhurst	37

NOTE: First-place votes in parentheses

GLVC Player of the Week

Darian Cartharn

Guard, Junior  
University of Missouri-St. Louis

Cartharn averaged 21.0 points and 4.5 rebounds per game, while leading the Tritons to a pair of wins last week.

In the 79-71 win at Quincy last Thursday, Cartharn scored 23 points on 8-of-13 shooting, including 5-of-9 from beyond the arc in 35 minutes of play.

Hosting Illinois Springfield, Cartharn netted 19 points and recorded a career-best six rebounds in UMMSL's 82-67 victory on Saturday. The Canal Winchester, Ohio, native drained another five three-pointers, giving him three straight contests and four of the last five games where he has posted five or more treys.

Great Lakes Valley Conference Weekly Notes -- Week 17 (Feb. 27)

The Finale is Near

With 17 of 18 conference games in the book, the GLVC men's basketball season wraps up this week with the regular-season finale on Thursday. The final eight games of the season will tip off Thursday with several seeds at stake for next week's 2013 Deaconess GLVC Basketball Championship Tournament. Missouri S&T opened the week in GLVC men's basketball with a 56-43 home win over Rockhurst on Monday. This week's action is highlighted by Maryville hosting Missouri-St. Louis, UW-Parkside traveling to Lewis, and Kentucky Wesleyan crossing the river to face rival Southern Indiana.

Taking a Look Back

Last Thursday saw UW-Parkside and Drury clinch the outright GLVC East and West Division titles, respectively, while 10 of the 12 Deaconess GLVC Men's Basketball Championship Tournament berths were locked up across the conference's footprint blanketed in snow and ice. In fact, the severe winter weather prompted the postponement of the Rockhurst/Missouri S&T game until this past Monday, which ended in a 56-43 victory for S&T. On Saturday, Quincy upset Maryville 49-46 in St. Louis to clinch its berth into the conference's postseason tournament, while Ulndy defended its home court with a 72-70 upset win over No. 13 UW-Parkside, which snapped the Rangers' nine-game winning streak.

A Perfect Dozen: 12 GLVC Teams Punch Tourney Tickets

While the majority of seeds for the 2013 Deaconess GLVC Basketball Championship Tournament are still up in the air, 12 of the 16 conference squads have at least punched their ticket to the postseason. Listed alphabetically, the 2013 event will include Bellarmine, Drury, Illinois Springfield, Indianapolis, Kentucky Wesleyan, Lewis, Maryville, Missouri-St. Louis, Quincy, Southern Indiana, UW-Parkside, and William Jewell. Of the 12 teams, four will advance automatically from the East and West Divisions, while the remaining four will be wildcards from either division. East Division Champion UW-Parkside and West Division Champion Drury have clinched the top-two seeds for the tournament. A win Thursday by Drury would clinch the No. 1 overall seed, while a Panther loss and UW-Parkside win would give the Rangers the top seed. The top-four seeds earn first-round byes and an automatic trip to the Ford Center in Evansville, Ind., next week. Seeds Nos. 5-8 will host first-round games on campus Sunday, welcoming Nos. 9-12, accordingly.

Tournament Tickets Now on Sale

Tickets for the 2013 Deaconess GLVC Basketball Championship Tournament are now on sale through ticketmaster.com or by phone at (800) 745-3000, or through the Ford Center box office at (812) 422-1515. All-Tournament passes are \$35, while Session Flex Passes are \$25, allowing you access to any two of the first six sessions, excluding Sunday's finals. Single-session tickets are \$15 for adults and \$8 for students with a valid ID, while children aged six and under are admitted free of charge.

Four Teams Ranked in Latest NABC Division II Top 25 Poll

The GLVC continues to pace the country with four men's basketball teams ranked in the latest National Association of Basketball Coaches Division II Top 25 Poll, which was announced on Tuesday. Only two of the four teams moved within the poll this week as Drury improved to 8th and Southern Indiana dropped to 19th. The other two held strong as UW-Parkside remained No. 13 and Bellarmine at No. 15. This is the 12th-straight week the GLVC has boasted at least four teams among the nation's top 25.

GLVC Boasts Seven of 10 Teams in First Regional Rankings

Seven GLVC squads were among the 10 teams selected to the first NCAA Division II regional rankings, which was released last Wednesday by the NCAA Midwest Regional Advisory Committee. The top eight teams in each of the country's eight regions will make the NCAA Tournament. The GLVC was represented by the top five teams in the Midwest Region, led by Drury, Bellarmine and UW-Parkside in the top three positions. Southern Indiana ranked fourth overall, while Indianapolis rated fifth. Lewis and Kentucky Wesleyan were eighth and ninth, respectively, behind No. 6 Wayne State and No. 7 Michigan Tech of the Great Lakes Intercollegiate Athletic Conference. The GLIAC's Findlay rounded out the poll rankings in 10th.

Conference Kings

With one game left to play in the 18-game conference season, Drury's Alex Hall (18.8) holds a slight advantage over McKendree's John Steppe (18.2) for the annual scoring title. UW-Parkside's Jeremy Saffold and Kentucky Wesleyan's Dazmond Starke are tied for third at 17.5 points per game. In rebounding, Southern Indiana's Keith DeWitt (9.5) holds nearly a two-board lead over Starke (7.7) and Dillon Deck (7.7) of William Jewell, while also owning a league-best 1.71 blocks per game as well. Starke boasts the conference's top shooting percentage at .672, just ahead of Drury's Teddy Simniok (.670). Simniok's teammate, Brandon Lockhart, holds a commanding lead in both assists (5.53) and steals (2.71) throughout the conference season.

The Nation's Best

In the latest NCAA statistical report, which was released Feb. 25, several teams and individuals rank among the nation's best in select stat categories. Five teams are found among the nation's top 25 in scoring margin and field-goal percentage. Drury (20.6) ranks second in scoring margin, followed by No. 9 Bellarmine (12.4), No. 12 Southern Indiana (11.5), No. 18 Kentucky Wesleyan (10.9), and UW-Parkside (10.5). Drury (51.1) ranks fourth in field-goal percentage, while No. 6 Bellarmine (50.8), No. 7 UW-Parkside (50.3), No. 11 Kentucky Wesleyan (49.7) and No. 16 Indianapolis (49.2) follow in the top 20. Missouri-St. Louis (80.7) tops the country in free-throw percentage as does KWC's Dazmond Starke (68.0) in field-goal percentage. A complete breakdown of where the GLVC ranks among the NCAA's top 25 stat leaders can be found on page two of the weekly release.

# 2012-13 McKENDREE MEN'S BASKETBALL GAME NOTES

## 2012-13 McK Record When...

Home.....	7-8
Away.....	0-10
Neutral.....	0-2
Overtime.....	0-0
Leading at the half.....	4-4
Trailing at the half.....	3-15
Tied at the half.....	0-1
Scoring 90+ points.....	1-0
Scoring 80-89 points.....	2-2
Scoring 70-79 points.....	2-2
Scoring 60-69 points.....	2-9
Scoring 50-59 points.....	0-6
Scoring 49 or fewer points.....	0-1
Opponent scores 90+ points.....	0-3
Opponent scores 80-89 points.....	0-6
Opponent scores 70-79 points.....	3-9
Opponent scores 60-69 points.....	0-1
Opponent scores 50-59 points.....	3-1
Opponent scores 49 or fewer points.....	1-0
Shooting better than 50% FG.....	1-1
Shooting better than 40% 3Pt.....	2-5
Shooting better than 70% FT.....	3-13
Better FG% than opponent.....	4-0
Better 3Pt. FG% than opponent.....	6-11
Better FT% than opponent.....	6-12
Outrebounding opponent.....	4-0
Outrebounded by opponent.....	3-20
Tied in rebounding.....	0-0
Have more turnovers.....	0-12
Have fewer turnovers.....	7-5
Tied in turnovers.....	0-3
Games decided by five or less points.....	1-2
Games decided by 10 or less points.....	4-7

## Bearcats by Day/Month

<b>BY DAY --</b>	<b>BY MONTH --</b>
On Monday: 0-1	November: 2-3
On Tuesday: 3-0	December: 4-1
On Wednesday: 1-1	January: 1-9
On Thursday: 0-8	February: 0-7
On Friday: 0-0	
On Saturday: 3-9	
On Sunday: 0-1	

## Record By Starting Lineup

Steppe, DiGregorio, Happe, Murphy, Ruckman ...	0-2
Steppe, DiGregorio, Happe, Murphy, Ramsey.....	2-1
Steppe, Schmidt, DiGregorio, Happe, Murphy ...	5-16
Steppe, Schmidt, DiGregorio, Drum, Happe.....	0-1

## Double-Digit Scoring Games

Clinton Happe .....	26
John Steppe.....	23
Mike DiGregorio .....	13
Matt Murphy.....	13
Brandon Drum.....	4
David Ruckman.....	1
A.J. Schmidt .....	1
Josh Ramsey.....	1

## Double-Digit Rebounding Games

John Steppe .....	7
-------------------	---

## Bearcat Bits...

### Tale of the Tape

Here is how McKendree and Bellarmine stack up statistically heading into tonight's Great Lakes Valley Conference contest:

CATEGORY	McKENDREE	BELLARMINE
Scoring Offense	67.1 PPG	76.0 PPG
Scoring Defense	75.1 PPG	63.6 PPG
Scoring Margin	-8.0 PPG	+12.4 PPG
Field Goal Percentage	.407	.508
3-Pt. Field Goal Percentage	.342	.395
Free Throw Percentage	.734	.773
Total Rebounds	29.9 RPG	32.2 RPG
Rebound Margin	-9.6 RPG	+3.8 RPG
Assists	11.9 APG	15.4 APG
Turnovers	12.8 TPG	12.6 TPG
Steals	5.4 SPG	6.2 SPG
Blocks	1.9 BPG	3.0 BPG

### The Last Time...

Back on Jan. 21 at the Statham Center, Bellarmine shot 54.5 percent from the field on its way to a 71-56 victory over McKendree. John Steppe and Clinton Happe were the only two Bearcat players to score in double figures as they posted 21 points each. Steppe grabbed a team-leading seven rebounds and dished out four assists in the contest. Vance Hall and Keisten Jones each netted 14 points to lead a balanced attack for the Knights.

### Steppe Makes History With GLVC Player of the Week Honors

Senior guard John Steppe made some McKendree basketball history on Dec. 3 when he was selected as the Great Lakes Valley Conference Men's Basketball Player of the Week. It is the first time since the Bearcats became members of the GLVC that a McKendree basketball player has earned the weekly honor.

### Steppe Up the Career Scoring List

John Steppe continues his climb up the McKendree University 1,000-point list. Steppe, who became the 47th member of the Bearcats' 1,000-point club back on Nov. 14 at Lincoln University, now has 1,446 points in his McKendree career and sits for 26th place on the Bearcats' career scoring chart. Listed below is where Steppe stands on the Bearcats' all-time scoring list:

Place	Player	Year(s) Played	Points
24	Darrell Flake	2000-02	1,499
25	Dale Haverman	1974-77	1,466
<b>26</b>	<b>John Steppe</b>	<b>2009-present</b>	<b>1,446</b>
27	Fred Taylor	1986-88	1,399

### Stolen Moments

John Steppe now sits in ninth place on the Bearcats' career list for steals. Steppe enters tonight's contest with 134 steals and passed former teammate Eric Palm for ninth place.

### Dish 'Em Out

In addition to his career scoring and steal numbers, John Steppe has moved into eighth place on the Bearcats' all-time assist list at 318. Former Bearcat point guard -- and Louisville native -- Dion Flippins dished out 327 assists from 1999-2001 and holds down the No. 7 spot on McKendree's career assist list.

### Race to the Finish

John Steppe enters tonight's season finale with a chance to win the GLVC scoring title in the Bearcats' first season as a conference member. Based on conference-only games, Steppe currently sits second in the league in scoring at 18.2 points per game. Steppe trailed Drury University's Alex Hall, who has averaged 18.8 points per outing in GLVC play. Steppe would need to outscore Hall by 10 total points in tonight's GLVC play to win the scoring title.

### Steppe Controls the Boards

Entering the 2012-13 season, John Steppe had never pulled down more than eight rebounds in a game. Through the first 27 games this season, Steppe has collected all seven of the Bearcats' double-digit rebounding efforts. He leads McKendree and is ranked fifth in the Great Lakes Valley Conference in rebounding at 7.5 boards per contest.

### Bombs Away

Entering tonight's play, McKendree leads the GLVC in three-point field goals made per game. The Bearcats are averaging 8.93 trifectas through their first 27 games of the 2012-13 season. McKendree also leads the league in three-point field goal defense, as opponents have connected on just 30.9 percent of their tries from beyond the arc.

### Bearcats Ranked Among GLVC Leaders

In the latest Great Lakes Valley Conference report released after games of Feb. 25, the following McKendree players are ranked among the league's top 10 in selected statistical categories (all games):

Clinton Happe -- 1st in minutes played (37.59 Mins./Game)
Clinton Happe -- 3rd in three-point field goals made (2.85 P/G)
Clinton Happe -- 3rd in scoring (18.1 PPG)
Clinton Happe -- 8th in free throw percentage (.856)
John Steppe -- 2nd in defensive rebounds (6.07 P/G)
John Steppe -- 2nd in minutes played (34.81 Mins./Game)
John Steppe -- 4th in scoring (17.9 PPG)
John Steppe -- 5th in rebounding (7.5 RPG)
A.J. Schmidt -- 5th in minutes played (33.41 Mins./Game)
Mike DiGregorio -- 6th in minutes played (32.81 Mins./Game)
Matt Murphy -- 8th in blocked shots (0.88 BPG)

## 2012-13 McKENDREE MEN'S BASKETBALL GAME NOTES

### 2012-13 McKendree University Cumulative Basketball Statistics -- All Games

#### 2012-13 McKendree Basketball McKendree University Combined Team Statistics (as of Feb 25, 2013) All games

RECORD:	OVERALL	HOME	AWAY	NEUTRAL
ALL GAMES	7-20	7-8	0-10	0-2
CONFERENCE	1-16	1-8	0-8	0-0
NON-CONFERENCE	6-4	6-0	0-2	0-2

#	Player	gp-gs	min	Total		3-Point		F-Throw		Rebounds				pf	dq	a	to	blk	stl	pts	avg	
				fg-fga	fg%	3fg-fga	3fg%	ft-fa	ft%	off	def	tot	avg									
32	Happe, Clinton	27-27	1015	37.6	153-352	.435	77-190	.405	107-125	.856	27	98	125	4.6	27	0	55	59	1	25	490	18.1
10	Steppe, John	27-27	940	34.8	162-371	.437	45-142	.317	114-146	.781	39	164	203	7.5	82	4	88	81	13	22	483	17.9
22	DiGregorio, Mike	27-27	886	32.8	100-268	.373	46-122	.377	58-78	.744	15	67	82	3.0	38	0	62	95	0	24	304	11.3
40	Murphy, Matt	26-26	713	27.4	100-241	.415	42-122	.344	11-17	.647	17	52	69	2.7	53	0	13	27	23	19	253	9.7
50	Ruckman, David	2-2	47	23.5	7-20	.350	0-0	.000	3-4	.750	3	6	9	4.5	4	0	1	5	4	2	17	8.5
24	Drum, Brandon	26-1	485	18.7	40-106	.377	16-54	.296	18-25	.720	13	52	65	2.5	39	0	15	18	5	12	114	4.4
52	Ramsey, Josh	10-3	119	11.9	15-35	.429	0-0	.000	10-22	.455	22	11	33	3.3	19	1	0	14	3	2	40	4.0
14	Schmidt, A.J.	27-22	902	33.4	26-84	.310	14-61	.230	6-23	.261	15	70	85	3.1	77	2	74	24	1	32	72	2.7
42	DeLuka, Matt	21-0	171	8.1	11-31	.355	1-9	.111	5-7	.714	16	16	32	1.5	7	0	5	5	0	6	28	1.3
30	Dudek, Drew	15-0	114	7.6	3-10	.300	0-4	.000	4-11	.364	2	14	16	1.1	10	0	8	10	1	2	10	0.7
54	Fulton, Blake	4-0	8	2.0	1-2	.500	0-0	.000	0-0	.000	0	1	1	0.3	1	0	0	3	1	0	2	0.5
Team											38	50	88				4					
Total.....		27	5400		618-1520	.407	241-704	.342	336-458	.734	207	601	808	29.9	357	7	321	345	52	146	1813	67.1
Opponents.....		27	5400		824-1661	.496	140-453	.309	240-358	.670	305	761	1066	39.5	454	-	365	354	108	189	2028	75.1

TEAM STATISTICS	MCK	OPP	Date	Opponent	Score	Att.
SCORING	1813	2028	11/10/12	vs Tiffin	L 52-72	245
Points per game	67.1	75.1	11/11/12	vs Ohio Dominican	L 77-85	335
Scoring margin	-8.0	-	11/14/12	at Lincoln University	L 72-86	510
FIELD GOALS-ATT	618-1520	824-1661	11/21/12	LINCOLN UNIVERSITY	w 82-74	394
Field goal pct	.407	.496	11/27/12	LINCOLN CHRISTIAN UNIVERSITY	w 69-53	367
3 POINT FG-ATT	241-704	140-453	12/01/12	TREVECCA NAZARENE	w 80-70	464
3-point FG pct	.342	.309	12/04/12	PRINCIPIA COLLEGE	w 92-46	412
3-pt FG made per game	8.9	5.2	12/08/12	MACMURRAY COLLEGE	w 73-70	694
FREE THROWS-ATT	336-458	240-358	12/11/12	ROBERT MORRIS-SPRING	w 77-53	478
Free throw pct	.734	.670	12/15/12	at Trevecca Nazarene	L 63-73	344
F-Throws made per game	12.4	8.9	* 01/03/13	ILLINOIS SPRINGFIELD	L 66-69	568
REBOUNDS	808	1066	* 01/05/13	QUINCY	w 67-59	698
Rebounds per game	29.9	39.5	* 01/10/13	at Maryville	L 69-72	218
Rebounding margin	-9.6	-	* 01/12/13	at Missouri-St. Louis	L 54-78	456
ASSISTS	321	365	* 01/17/13	LEWIS	L 61-82	522
Assists per game	11.9	13.5	* 01/19/13	WISCONSIN-PARKSIDE	L 59-76	443
TURNOVERS	345	354	* 01/21/13	BELLARMINE	L 56-71	470
Turnovers per game	12.8	13.1	* 01/24/13	at Indianapolis	L 66-100	622
Turnover margin	+0.3	-	* 01/26/13	at Saint Joseph's (IN)	L 80-99	399
Assist/turnover ratio	0.9	1.0	* 01/31/13	at Kentucky Wesleyan	L 56-83	2200
STEALS	146	189	* 02/02/13	SOUTHERN INDIANA	L 68-78	863
Steals per game	5.4	7.0	* 02/07/13	SAINT JOSEPH'S (IN)	L 81-89	464
BLOCKS	52	108	* 02/09/13	INDIANAPOLIS	L 46-56	432
Blocks per game	1.9	4.0	* 02/14/13	at Wisconsin-Parkside	L 63-76	268
ATTENDANCE	7471	8288	* 02/16/13	at Lewis	L 56-76	791
Home games-Avg/Game	15-498	10-771	* 02/21/13	KENTUCKY WESLEYAN	L 64-88	202
Neutral site-Avg/Game	-	2-290	* 02/23/13	at Southern Indiana	L 64-94	1900

Score by Periods	1st	2nd	Totals
McKendree University	856	957	1813
Opponents	977	1051	2028

\* - Conference game

## 2012-13 McKENDREE MEN'S BASKETBALL GAME NOTES

### 2012-13 McKendree University Cumulative Basketball Statistics -- GLVC Games

#### 2012-13 McKendree Basketball McKendree University Combined Team Statistics (as of Feb 25, 2013) Conference games

RECORD:	OVERALL	HOME	AWAY	NEUTRAL
ALL GAMES	1-16	1-8	0-8	0-0
CONFERENCE	1-16	1-8	0-8	0-0
NON-CONFERENCE	0-0	0-0	0-0	0-0

#	Player	gp-gs	min	Total		3-Point		F-Throw		Rebounds				pf	dq	a	to	blk	stl	pts	avg	
				fg-fga	fg%	3fg-fga	3fg%	ft-fa	ft%	off	def	tot	avg									
10	Steppe, John	17-17	611	35.9	104-238	.437	27-93	.290	75-95	.789	17	97	114	6.7	47	1	54	53	10	11	310	18.2
32	Happe, Clinton	17-17	643	37.8	92-220	.418	47-117	.402	60-72	.833	9	68	77	4.5	20	0	29	33	1	17	291	17.1
22	DiGregorio, Mike	17-17	550	32.4	60-162	.370	28-77	.364	38-51	.745	8	44	52	3.1	27	0	35	55	0	12	186	10.9
40	Murphy, Matt	16-16	411	25.7	53-139	.381	24-79	.304	6-7	.857	6	24	30	1.9	29	0	4	10	19	8	136	8.5
24	Drum, Brandon	17-1	338	19.9	29-78	.372	13-44	.295	10-13	.769	8	35	43	2.5	24	0	7	13	2	7	81	4.8
14	Schmidt, A.J.	17-17	595	35.0	17-55	.309	13-47	.277	0-2	.000	8	42	50	2.9	51	1	42	15	1	18	47	2.8
42	DeLuka, Matt	15-0	150	10.0	8-24	.333	1-6	.167	3-4	.750	14	13	27	1.8	6	0	4	4	0	2	20	1.3
30	Dudek, Drew	12-0	98	8.2	1-8	.125	0-4	.000	3-7	.429	2	11	13	1.1	10	0	8	7	1	2	5	0.4
54	Fulton, Blake	3-0	4	1.3	0-0	.000	0-0	.000	0-0	.000	0	0	0	0.0	1	0	0	2	0	0	0	0.0
Team											21	20	41				2					
Total.....		17	3400		364-924	.394	153-467	.328	195-251	.777	93	354	447	26.3	215	2	183	194	34	77	1076	63.3
Opponents.....		17	3400		553-1053	.525	93-275	.338	147-217	.677	193	501	694	40.8	254	-	246	182	69	106	1346	79.2

TEAM STATISTICS	MCK	OPP	Date	Opponent	Score	Att.
SCORING	1076	1346	* 01/03/13	ILLINOIS SPRINGFIELD	L 66-69	568
Points per game	63.3	79.2	* 01/05/13	QUINCY	w 67-59	698
Scoring margin	-15.9	-	* 01/10/13	at Maryville	L 69-72	218
FIELD GOALS-ATT	364-924	553-1053	* 01/12/13	at Missouri-St. Louis	L 54-78	456
Field goal pct	.394	.525	* 01/17/13	LEWIS	L 61-82	522
3 POINT FG-ATT	153-467	93-275	* 01/19/13	WISCONSIN-PARKSIDE	L 59-76	443
3-point FG pct	.328	.338	* 01/21/13	BELLARMINE	L 56-71	470
3-pt FG made per game	9.0	5.5	* 01/24/13	at Indianapolis	L 66-100	622
FREE THROWS-ATT	195-251	147-217	* 01/26/13	at Saint Joseph's (IN)	L 80-99	399
Free throw pct	.777	.677	* 01/31/13	at Kentucky Wesleyan	L 56-83	2200
F-Throws made per game	11.5	8.6	* 02/02/13	SOUTHERN INDIANA	L 68-78	863
REBOUNDS	447	694	* 02/07/13	SAINT JOSEPH'S (IN)	L 81-89	464
Rebounds per game	26.3	40.8	* 02/09/13	INDIANAPOLIS	L 46-56	432
Rebounding margin	-14.5	-	* 02/14/13	at Wisconsin-Parkside	L 63-76	268
ASSISTS	183	246	* 02/16/13	at Lewis	L 56-76	791
Assists per game	10.8	14.5	* 02/21/13	KENTUCKY WESLEYAN	L 64-88	202
TURNOVERS	194	182	* 02/23/13	at Southern Indiana	L 64-94	1900
Turnovers per game	11.4	10.7				
Turnover margin	-0.7	-				
Assist/turnover ratio	0.9	1.4				
STEALS	77	106				
Steals per game	4.5	6.2				
BLOCKS	34	69				
Blocks per game	2.0	4.1				
ATTENDANCE	4662	6854				
Home games-Avg/Game	9-518	8-857				
Neutral site-Avg/Game	-	0-0				

\* - Conference game

Score by Periods	1st	2nd	Totals
McKendree University	519	557	1076
Opponents	648	698	1346

# 2012-13 McKENDREE MEN'S BASKETBALL GAME NOTES

## 2012-13 McKendree University Game-By-Game Box Scores

### GAME #1 -- Tiffin 72, McKendree 52 Saturday, Nov. 10, 2012 -- St. Louis, MO

Official Basketball Box Score -- Game Totals -- Final Statistics  
**McKendree University vs Tiffin**  
11-10-12 1 p.m. at St. Louis, MO

#### McKendree University 52 • 0-1

#	Player	Total		3-Ptr		Rebounds		PF	TP	A	TO	Blk	Stl	Min	
		FG-FGA	FG-FGA	FT-FTA	Off	Def	Off								Def
40	Murphy, Matt	f	2-6	0-3	2-3	1	4	5	2	6	4	3	0	4	31
50	Ruckman, David	f	6-17	0-0	3-4	3	5	8	2	15	1	4	2	1	33
10	Steppe, John	g	1-9	1-4	2-2	0	2	2	2	5	1	8	1	2	27
22	DiGregorio, Mike	g	1-4	0-1	2-4	0	1	1	1	4	2	10	0	2	28
32	Happe, Clinton	g	4-8	1-3	8-8	4	3	7	1	17	4	1	0	0	35
14	Schmidt, A.J.	g	0-1	0-0	0-2	0	3	3	2	0	1	1	0	0	21
30	Dudek, Drew	g	1-1	0-0	1-2	0	2	2	0	3	0	2	0	0	9
52	Ramsey, Josh	g	1-1	0-0	0-3	2	1	3	2	2	0	3	0	0	16
<b>Team</b>						1	4	5							
<b>Totals</b>			16-47	2-11	18-28	11	25	36	12	52	13	32	3	9	200

FG % 1st Half: 9-22 40.9% 2nd half: 7-25 28.0% Game: 16-47 34.0%  
3FG % 1st Half: 0-5 0.0% 2nd half: 2-6 33.3% Game: 2-11 18.2%  
FT % 1st Half: 9-12 75.0% 2nd half: 9-16 56.3% Game: 18-28 64.3%

#### Tiffin 72 • 1-0

#	Player	Total		3-Ptr		Rebounds		PF	TP	A	TO	Blk	Stl	Min	
		FG-FGA	FG-FGA	FT-FTA	Off	Def	Off								Def
14	Michael Bouley	f	2-2	0-0	0-0	1	1	2	5	4	1	2	0	1	10
32	Eric Roby	f	3-12	2-6	2-2	3	6	9	3	10	3	1	0	1	25
00	Mike Boan	g	7-10	0-0	3-3	6	3	9	2	17	3	1	0	1	28
03	Mike Brown	g	3-5	1-1	0-0	3	4	7	2	7	3	2	0	3	17
33	Joe Graessle	g	5-17	0-6	5-6	2	1	3	2	15	5	3	0	5	28
02	Isaiah Twine	g	1-6	0-2	0-0	1	2	3	2	2	1	1	0	0	10
04	Sarwan Khan	g	0-2	0-0	0-0	0	1	1	0	1	0	1	0	1	9
12	Mohamed Rage	g	2-4	0-0	0-0	1	1	2	2	4	1	3	2	0	12
15	Andrew Bendolph	g	0-2	0-1	1-2	0	0	0	1	1	0	1	0	1	7
20	Jonathan Sutherland	g	2-3	0-0	0-1	1	0	1	0	4	0	1	1	0	15
24	Khaleel McCormick	g	3-7	2-2	0-2	0	4	4	1	8	0	3	0	5	20
31	Keith Mackie	g	0-2	0-1	0-0	1	0	1	2	0	0	1	0	2	19
<b>Team</b>						3	1	4							
<b>Totals</b>			28-72	5-19	11-16	22	24	46	23	72	18	19	4	19	200

FG % 1st Half: 16-37 43.2% 2nd half: 12-35 34.3% Game: 28-72 38.9%  
3FG % 1st Half: 4-12 33.3% 2nd half: 1-7 14.3% Game: 5-19 26.3%  
FT % 1st Half: 11-13 84.6% 2nd half: 0-3 0.0% Game: 11-16 68.8%

Officials: Bobby Daw, Tyler Kumpf, Shane Staggs  
Technical fouls: McKendree University-None, Tiffin-None.  
Attendance: 245

Score by periods	1st	2nd	Total
McKendree University	27	25	52
Tiffin	47	25	72

Last FG - MCK 2nd-05:33, TU 2nd-02:34  
Largest lead - MCK None, TU by 24 1st-03:34.

Score tied - 3 times.  
Lead changed - 0 times.

### GAME #2 -- Ohio Dominican 85, McKendree 77 Sunday, Nov. 11, 2012 -- St. Louis, MO

Official Basketball Box Score -- Game Totals -- Final Statistics  
**Ohio Dominican vs McKendree University**  
11-11-12 4 p.m. at St. Louis, MO

#### Ohio Dominican 85 • 1-1

#	Player	Total		3-Ptr		Rebounds		PF	TP	A	TO	Blk	Stl	Min	
		FG-FGA	FG-FGA	FT-FTA	Off	Def	Off								Def
02	John Trew	f	2-5	0-2	0-1	1	3	4	2	4	0	2	3	1	19
44	Bobby Stauffer	c	8-13	0-0	3-3	3	2	5	4	19	0	1	1	2	33
22	Mark Minch	g	7-13	0-1	2-2	2	3	5	2	16	2	1	0	4	30
22	Morgan Jones	g	8-13	0-2	7-7	0	2	2	23	8	3	0	2	25	
32	Jesse Ward	g	2-7	1-2	0-0	2	1	3	4	5	1	3	1	0	22
10	Ledarius Stennis	g	0-0	0-0	0-0	0	0	0	1	0	0	0	0	0	2
15	Brandon Carr	g	0-2	0-1	1-2	0	1	1	0	1	0	1	0	0	10
23	Chad Nelson	g	1-1	0-0	0-0	0	0	0	2	2	1	3	0	0	23
25	Don Kellum	g	1-1	0-0	0-0	2	1	3	0	2	0	1	1	0	12
33	Trent Weaver	g	4-5	0-0	1-2	1	2	3	1	9	0	0	0	0	11
35	Brock Ammons	g	0-3	0-2	0-0	0	2	2	0	2	0	1	1	0	9
40	Jordan Cowgill	g	1-1	0-0	2-3	1	1	2	1	4	0	1	0	0	4
<b>Team</b>						1	5	6							
<b>Totals</b>			34-64	1-10	16-20	13	23	36	19	85	13	17	6	11	200

FG % 1st Half: 16-35 45.7% 2nd half: 18-29 62.1% Game: 34-64 53.1%  
3FG % 1st Half: 1-7 14.3% 2nd half: 0-3 0.0% Game: 1-10 10.0%  
FT % 1st Half: 6-8 75.0% 2nd half: 10-12 83.3% Game: 16-20 80.0%

#### McKendree University 77 • 0-2

#	Player	Total		3-Ptr		Rebounds		PF	TP	A	TO	Blk	Stl	Min	
		FG-FGA	FG-FGA	FT-FTA	Off	Def	Off								Def
40	Murphy, Matt	f	7-11	3-6	0-0	2	4	6	2	17	0	1	0	0	34
50	Ruckman, David	f	1-3	0-0	0-0	0	1	1	2	2	0	1	2	1	14
10	Steppe, John	g	10-15	4-4	3-4	4	4	8	3	27	5	3	0	1	37
22	DiGregorio, Mike	g	2-10	2-5	0-0	0	0	0	1	6	1	5	0	0	23
32	Happe, Clinton	g	5-16	3-9	2-4	2	2	4	1	15	3	5	0	0	36
14	Schmidt, A.J.	g	0-0	0-0	2-2	2	0	2	1	2	5	1	0	3	24
24	Drum, Brandon	g	0-1	0-1	0-0	0	2	2	0	0	0	0	0	0	5
52	Ramsey, Josh	g	3-6	0-0	2-2	2	2	4	5	8	0	3	0	0	27
<b>Team</b>						2	4	6							
<b>Totals</b>			28-62	12-25	9-12	14	19	33	15	77	14	19	2	5	200

FG % 1st Half: 10-25 40.0% 2nd half: 18-37 48.6% Game: 28-62 45.2%  
3FG % 1st Half: 2-9 22.2% 2nd half: 10-16 62.5% Game: 12-25 48.0%  
FT % 1st Half: 3-6 50.0% 2nd half: 6-6 100.0% Game: 9-12 75.0%

Officials: Donnie Olson, Ryan O'Neal, Tom Warrick  
Technical fouls: Ohio Dominican-None, McKendree University-None.  
Attendance: 335

Score by periods	1st	2nd	Total
Ohio Dominican	39	46	85
McKendree University	25	52	77

Last FG - ODU 2nd-00:12, MCK 2nd-00:06.  
Largest lead - ODU by 19 1st-03:24, MCK None.

Score tied - 0 times.  
Lead changed - 0 times.

### GAME #3 -- Lincoln 86, McKendree 72 Wednesday, Nov. 14, 2012 -- Jefferson City, MO

Official Basketball Box Score -- Game Totals -- Final Statistics  
**McKendree University vs Lincoln University**  
11-14-12 7 p.m. at Jefferson City, MO - Jason Gym

#### McKendree University 72 • 0-3

#	Player	Total		3-Ptr		Rebounds		PF	TP	A	TO	Blk	Stl	Min	
		FG-FGA	FG-FGA	FT-FTA	Off	Def	Off								Def
40	Murphy, Matt	f	5-14	1-5	0-0	1	1	2	2	11	0	1	0	0	35
52	Ramsey, Josh	f	1-5	0-0	4-6	4	0	4	0	6	0	1	1	0	20
10	Steppe, John	g	6-15	3-8	7-8	1	9	10	3	22	2	3	0	0	34
22	DiGregorio, Mike	g	1-13	1-5	0-0	3	5	8	1	3	1	3	0	0	33
32	Happe, Clinton	g	5-11	2-6	6-6	2	1	3	1	18	1	1	0	0	38
14	Schmidt, A.J.	g	4-7	1-3	1-2	0	2	2	3	10	1	0	0	0	23
24	Drum, Brandon	g	0-0	0-0	0-0	0	0	0	1	0	0	0	0	0	10
30	Dudek, Drew	g	1-1	0-0	0-0	0	1	1	0	2	0	1	0	0	5
42	DeLuka, Matt	g	0-0	0-0	0-0	0	0	0	0	0	0	0	0	0	2
<b>Team</b>						4	6	10							
<b>Totals</b>			23-66	8-27	18-22	15	25	40	11	72	5	10	1	1	200

FG % 1st Half: 12-33 36.4% 2nd half: 11-33 33.3% Game: 23-66 34.8%  
3FG % 1st Half: 4-14 28.6% 2nd half: 4-13 30.8% Game: 8-27 29.6%  
FT % 1st Half: 6-6 100.0% 2nd half: 12-16 75.0% Game: 18-22 81.8%

#### Lincoln University 86 • 1-2

#	Player	Total		3-Ptr		Rebounds		PF	TP	A	TO	Blk	Stl	Min	
		FG-FGA	FG-FGA	FT-FTA	Off	Def	Off								Def
04	Fifer, Montez	f	3-5	0-2	0-0	1	0	1	0	6	1	0	0	0	19
42	Cole, Charles	f	7-14	1-3	2-2	1	2	3	2	17	0	1	0	0	26
50	Harris, Sean	c	4-7	0-0	1	2	5	7	3	8	0	2	5	0	22
01	Preston, Shakir	g	2-5	0-1	0-0	0	7	7	1	4	5	1	0	3	24
12	Ridle, Cedric	g	9-12	1-2	2-2	2	6	8	3	21	2	0	0	1	26
20	Motley, Greg	g	1-5	0-4	0-0	0	1	1	0						

# 2012-13 MCKENDREE MEN'S BASKETBALL GAME NOTES

## 2012-13 McKendree University Game-By-Game Box Scores

### GAME #5 -- McKendree 69, Lincoln Christian 53 Tuesday, Nov. 27, 2012 -- Lebanon, IL (Statham Center)

Official Basketball Box Score -- Game Totals -- Final Statistics  
Lincoln Christian University vs McKendree University  
11-27-12 7 p.m. at Lebanon, IL (Statham Center)

#### Lincoln Christian University 53 • 2-4

##	Player	Total			3-Ptr			Rebounds			PF	TP	A	T	Blk	Stl	Min
		FG-FGA	FG-FGA	FT-FTA	FG-FGA	FG-FGA	FT-FTA	Off	Def	Tot							
03	Rush, Anthony	1-5	0-0	2-2	1	8	9	2	4	4	5	0	3	35			
11	Creemeens, Brady	5-17	4-13	1-2	0	3	3	2	15	1	5	0	2	38			
14	Saathoff, Blake	1-4	0-2	6-6	2	5	7	4	8	0	3	0	0	27			
24	Lowry, Christian	1-3	0-1	1-2	0	2	2	3	3	4	2	0	0	33			
30	Langsthein, Gabe	3-5	1-2	0-0	1	2	3	7	0	1	0	1	1	19			
05	Bentley, Drake	1-4	0-0	0-0	0	1	1	2	2	2	0	0	0	13			
12	Johnson, Melo	0-0	0-0	0-0	0	0	0	0	0	0	0	0	0	2			
21	Mattingly, Collin	0-2	0-2	0-0	0	1	1	0	0	0	0	0	0	6			
22	Dyal, Brian	0-0	0-0	0-0	0	0	0	0	0	0	0	0	0	1			
23	Graves, David	6-16	0-2	2-6	4	4	8	2	14	0	3	0	1	19			
52	Radcliffe, Nick	0-0	0-0	0-0	0	0	0	1	0	0	0	0	1	7			
	<b>Team</b>				1	2	3										
	<b>Totals</b>	<b>18-56</b>	<b>5-22</b>	<b>12-18</b>	<b>9</b>	<b>28</b>	<b>37</b>	<b>19</b>	<b>53</b>	<b>11</b>	<b>21</b>	<b>0</b>	<b>8</b>	<b>200</b>			
	FG % 1st Half:	6-23	26.1%	2nd half:	12-33	36.4%	Game:	18-56	32.1%								Deadball Rebounds
	3FG % 1st Half:	1-9	11.1%	2nd half:	4-13	30.8%	Game:	5-22	22.7%								
	FT % 1st Half:	1-2	50.0%	2nd half:	11-16	68.8%	Game:	12-18	66.7%								

#### McKendree University 69 • 2-3

##	Player	Total			3-Ptr			Rebounds			PF	TP	A	T	Blk	Stl	Min
		FG-FGA	FG-FGA	FT-FTA	FG-FGA	FG-FGA	FT-FTA	Off	Def	Tot							
10	Steppe, John	6-10	1-3	9-11	2	11	13	5	22	3	1	0	2	27			
22	DiGregorio, Mike	1-8	1-5	2-2	3	2	5	2	5	4	0	2	35				
32	Happe, Clinton	10-18	2-8	4-4	1	4	5	0	26	3	3	0	1	40			
40	Murphy, Matt	4-11	1-3	0-0	1	4	5	3	9	1	3	3	1	32			
52	Ramsey, Josh	1-3	0-0	0-0	1	3	4	3	2	0	2	0	0	8			
14	Schmidt, A.J.	1-3	0-1	1-4	1	1	2	0	3	1	2	0	2	35			
24	Drum, Brandon	1-5	0-1	0-0	0	3	3	3	2	1	1	0	1	20			
42	DeLuka, Matt	0-1	0-0	0-0	0	0	0	0	1	0	0	0	2	3			
	<b>Team</b>				0	3	3			1							
	<b>Totals</b>	<b>24-59</b>	<b>5-21</b>	<b>16-21</b>	<b>9</b>	<b>31</b>	<b>40</b>	<b>16</b>	<b>69</b>	<b>15</b>	<b>17</b>	<b>3</b>	<b>11</b>	<b>200</b>			
	FG % 1st Half:	11-33	33.3%	2nd half:	13-26	50.0%	Game:	24-59	40.7%								Deadball Rebounds
	3FG % 1st Half:	2-9	22.2%	2nd half:	3-12	25.0%	Game:	5-21	23.8%								
	FT % 1st Half:	3-6	50.0%	2nd half:	13-15	86.7%	Game:	16-21	76.2%								

Officials: Tyler Kumpf, Dillon Brasher, Christopher Brown  
Technical fouls: Lincoln Christian University-None. McKendree University-None.  
Attendance: 367

Score by periods	1st	2nd	Total
Lincoln Christian University	14	39	53
McKendree University	27	42	69

Last FG - LCU 2nd-01:28, MCK 2nd-00:14.  
Largest lead - LCU None, MCK by 21 2nd-05:05.

Points	In	Off	2nd	Fast	Bench
	Paint	T/O	Chance	Break	
LCU	20	9	10	0	16
MCK	30	25	7	10	5

Score tied - 0 times.  
Lead changed - 0 times.

### GAME #6 -- McKendree 80, Trevecca Nazarene 70 Saturday, Dec. 1, 2012 -- Lebanon, IL (Statham Center)

Official Basketball Box Score -- Game Totals -- Final Statistics  
Trevecca Nazarene vs McKendree University  
12-1-12 7 p.m. at Lebanon, IL (Statham Center)

#### Trevecca Nazarene 70 • 1-8

##	Player	Total			3-Ptr			Rebounds			PF	TP	A	T	Blk	Stl	Min
		FG-FGA	FG-FGA	FT-FTA	FG-FGA	FG-FGA	FT-FTA	Off	Def	Tot							
10	Drake, Nick	1-5	0-2	0-0	0	0	0	5	2	1	2	0	1	25			
20	Henry, Peyton	3-10	2-8	0-0	1	4	5	1	8	1	0	0	0	37			
32	Rudolph, Marquise	5-15	0-5	1-2	1	7	8	5	11	6	4	0	2	35			
42	Daniels, Maliek	9-11	2-3	0-0	1	7	8	4	20	2	4	1	2	40-			
44	Nyadaro, JP	9-11	0-0	3-6	4	2	6	1	21	1	1	0	1	28			
03	Orr, Eric	1-3	0-0	0-0	1	3	4	2	2	0	3	0	1	11			
04	Ward, Taylor	2-4	2-4	0-0	0	1	1	2	6	1	1	0	1	17			
12	Elliott, Christopher	0-1	0-1	0-0	0	0	0	0	0	0	0	0	0	7			
	<b>Team</b>				1	1	2										
	<b>Totals</b>	<b>30-60</b>	<b>6-23</b>	<b>4-8</b>	<b>9</b>	<b>25</b>	<b>34</b>	<b>20</b>	<b>70</b>	<b>12</b>	<b>15</b>	<b>1</b>	<b>8</b>	<b>200</b>			
	FG % 1st Half:	17-28	60.7%	2nd half:	13-32	40.6%	Game:	30-60	50.0%								Deadball Rebounds
	3FG % 1st Half:	4-10	40.0%	2nd half:	2-13	15.4%	Game:	6-23	26.1%								
	FT % 1st Half:	3-4	75.0%	2nd half:	1-4	25.0%	Game:	4-8	50.0%								

#### McKendree University 80 • 3-3

##	Player	Total			3-Ptr			Rebounds			PF	TP	A	T	Blk	Stl	Min
		FG-FGA	FG-FGA	FT-FTA	FG-FGA	FG-FGA	FT-FTA	Off	Def	Tot							
10	Steppe, John	5-13	3-7	4-4	0	4	4	1	17	6	3	0	0	39			
14	Schmidt, A.J.	0-0	0-0	0-0	1	4	5	3	0	2	0	0	3	31			
22	DiGregorio, Mike	7-11	2-4	6-8	0	2	2	0	22	3	1	0	1	36			
32	Happe, Clinton	5-14	2-7	4-6	2	5	7	0	16	2	4	0	0	39			
40	Murphy, Matt	6-12	3-6	2-2	0	4	4	4	17	1	0	0	0	26			
24	Drum, Brandon	2-4	2-2	0-0	1	2	3	2	6	0	0	1	1	18			
52	Ramsey, Josh	1-3	0-0	0-1	2	0	2	3	2	0	2	0	1	11			
	<b>Team</b>				1	2	3										
	<b>Totals</b>	<b>26-57</b>	<b>12-26</b>	<b>16-21</b>	<b>7</b>	<b>23</b>	<b>30</b>	<b>13</b>	<b>80</b>	<b>14</b>	<b>10</b>	<b>1</b>	<b>6</b>	<b>200</b>			
	FG % 1st Half:	14-31	45.2%	2nd half:	12-26	46.2%	Game:	26-57	45.6%								Deadball Rebounds
	3FG % 1st Half:	7-15	46.7%	2nd half:	5-11	45.5%	Game:	12-26	46.2%								
	FT % 1st Half:	0-1	0.0%	2nd half:	16-20	80.0%	Game:	16-21	76.2%								

Officials: Kevin Driver, Ford Branch Jr., Rick Rungge  
Technical fouls: Trevecca Nazarene-None. McKendree University-None.  
Attendance: 464

Score by periods	1st	2nd	Total
Trevecca Nazarene	41	29	70
McKendree University	35	45	80

Last FG - TNU 2nd-00:25, MCK 2nd-01:24.  
Largest lead - TNU by 10 2nd-17:56, MCK by 10 2nd-00:45.

Points	In	Off	2nd	Fast	Bench
	Paint	T/O	Chance	Break	
TNU	30	11	10	6	8
MCK	12	13	10	6	8

Score tied - 1 time.  
Lead changed - 6 times.

### GAME #7 -- McKendree 92, Principia 46 Tuesday, Dec. 4, 2012 -- Lebanon, IL (Statham Center)

Official Basketball Box Score -- Game Totals -- Final Statistics  
Principia College vs McKendree University  
12-4-12 7 p.m. at Lebanon, IL (Statham Center)

#### Principia College 46 • 0-5

##	Player	Total			3-Ptr			Rebounds			PF	TP	A	T	Blk	Stl	Min
		FG-FGA	FG-FGA	FT-FTA	FG-FGA	FG-FGA	FT-FTA	Off	Def	Tot							
01	Beal, Stanley	3-6	0-0	0-1	2	6	8	3	6	5	3	0	1	26			
21	Sydness, Kenny	3-9	1-1	2-4	0	4	4	2	9	2	2	0	0	28			
23	Wilgus, Damon	5-10	1-4	4-5	1	1	2	3	15	2	4	0	0	33			
24	Patterson, Larry	1-9	0-5	0-0	1	5	6	3	2	2	3	0	0	37			
43	Hibbs, Geoffrey	1-2	0-1	0-0	0	1	1	4	2	0	0	0	0	21			
20	Jones, Matt	2-10	1-4	1-2	1	4	5	3	6	2	7	0	0	31			
22	Neel, Sean	0-0	0-0	0-0	0	0	0	0	0	0	1	0	0	0			
32	Lamm, Dave	0-2	0-0	0-0	1	0	1	0	0	0	1	0	0	2			
40	Savoye, Conner	1-2	1-2	0-0	0	1	1	0	3	0	0	0	1	12			
44	Watkins, Dorian	1-5	0-0	1-3	2	0	2	1	3	0	0	0	0	10			
	<b>Team</b>				2	2	4	</									

# 2012-13 McKENDREE MEN'S BASKETBALL GAME NOTES

## 2012-13 McKendree University Game-By-Game Box Scores

### GAME #9 -- McKendree 77, Robert Morris-Springfield 53 Tuesday, Dec. 11, 2012 -- Lebanon, IL (Statham Center)

Official Basketball Box Score -- Game Totals -- Final Statistics  
**Robert Morris-Spring vs McKendree University**  
12-11-12 7 p.m. at Lebanon, IL (Statham Center)

#### Robert Morris-Spring 53 • 3-5

##	Player	Total			3-Ptr			Rebounds			PF	TP	A	TO	Blk	Stl	Min
		FG-FGA	FG-FGA	FT-FTA	FG-FGA	FG-FGA	FT-FTA	Off	Def	Tot							
03	Ross, Chris	* 1-3	0-0	1-1	0	3	3	1	3	1	3	1	3	0	0	35	
21	Hubbard, Robert	* 2-6	0-0	2-4	0	5	5	2	6	2	3	1	1	2	27		
30	Brooks, Will	* 7-12	0-2	2-2	3	5	8	4	16	2	5	0	2	3	32		
32	Soffley, Jordan	* 5-10	1-3	2-2	0	1	1	3	13	0	7	0	0	0	29		
35	Walker, Denzell	* 2-8	0-3	2-5	0	4	4	3	6	1	3	0	1	1	35		
13	David, Reid	1-3	0-1	0-0	0	3	3	3	2	2	0	4	1	1	18		
22	Sangster, Jacobly	1-1	0-0	0-0	1	1	2	1	2	0	0	0	0	0	4		
25	Thomas, Philip	2-4	1-2	0-0	0	3	3	3	5	0	2	0	1	1	19		
34	Jones, Clifton	0-1	0-1	0-0	0	0	0	0	0	0	0	0	0	0	1		
<b>Team</b>					1	2	3										
<b>Totals</b>		21-48	2-12	9-14	5	27	32	20	53	8	23	5	6	200			

FG % 1st Half: 10-23 43.5% 2nd half: 11-25 44.0% Game: 21-48 43.8%  
3FG % 1st Half: 1-8 12.5% 2nd half: 1-4 25.0% Game: 2-12 16.7%  
FT % 1st Half: 3-3 100.0% 2nd half: 6-11 54.5% Game: 9-14 64.3%

#### McKendree University 77 • 6-3

##	Player	Total			3-Ptr			Rebounds			PF	TP	A	TO	Blk	Stl	Min
		FG-FGA	FG-FGA	FT-FTA	FG-FGA	FG-FGA	FT-FTA	Off	Def	Tot							
10	Steppe, John	* 8-17	1-5	5-8	4	7	11	4	22	3	2	0	1	34			
14	Schmidt, A.J.	* 1-2	0-1	0-0	1	5	6	4	2	7	1	0	4	37			
22	DiGregorio, Mike	* 2-10	1-5	2-3	0	3	3	1	7	2	5	0	2	36			
32	Happe, Clinton	* 6-14	3-7	2-2	0	4	4	0	17	4	3	0	3	39			
40	Murphy, Matt	* 7-12	3-5	0-0	0	1	1	1	17	0	0	0	4	28			
24	Drum, Brandon	2-3	1-2	4-6	2	3	5	2	9	1	0	0	1	24			
52	Ramsey, Josh	1-2	0-0	1-2	2	0	2	0	3	0	0	0	0	2			
<b>Team</b>					1	2	3										
<b>Totals</b>		27-60	9-25	14-21	10	25	35	12	77	17	11	0	15	200			

FG % 1st Half: 14-32 43.8% 2nd half: 13-28 46.4% Game: 27-60 45.0%  
3FG % 1st Half: 6-16 37.5% 2nd half: 3-9 33.3% Game: 9-25 36.0%  
FT % 1st Half: 5-6 83.3% 2nd half: 9-15 60.0% Game: 14-21 66.7%

Officials: Greg Rennebarge, Loyd Rice, James Kowzan  
Technical fouls: Robert Morris-Spring-None. McKendree University-None.  
Attendance: 478

Score by periods	1st	2nd	Total
Robert Morris-Spring	24	29	53
McKendree University	39	38	77

Last FG - RMUS 2nd-05:18, MCK 2nd-00:37.  
Largest lead - RMUS by 9 1st-15:18, MCK by 24 2nd-00:37.

Points	In	Off	2nd	Fast	Bench
RMUS	30	7	6	8	9
MCK	26	33	12	13	12

Score tied - 0 times.  
Lead changed - 3 times.

### GAME #10 -- Trevecca Nazarene 73, McKendree 63 Saturday, Dec. 15, 2012 -- Nashville, TN

Official Basketball Box Score -- Game Totals -- Final Statistics  
**McKendree University vs Trevecca Nazarene**  
12-15-12 4 p.m. at Nashville, TN (Trojan Fieldhouse)

#### McKendree University 63 • 6-4

##	Player	Total			3-Ptr			Rebounds			PF	TP	A	TO	Blk	Stl	Min
		FG-FGA	FG-FGA	FT-FTA	FG-FGA	FG-FGA	FT-FTA	Off	Def	Tot							
10	Steppe, John	* 3-13	0-4	2-3	0	9	9	5	8	2	4	0	1	37			
14	Schmidt, A.J.	* 0-2	0-1	0-0	0	3	3	1	0	5	3	0	0	29			
22	DiGregorio, Mike	* 3-9	1-2	3-4	1	0	1	2	10	6	3	0	2	36			
32	Happe, Clinton	* 8-17	4-9	3-3	3	3	6	2	23	2	3	0	2	40			
40	Murphy, Matt	* 6-13	3-6	0-1	1	1	2	1	15	0	4	0	0	31			
24	Drum, Brandon	2-5	0-2	3-4	0	2	2	1	7	2	1	0	1	22			
42	DeLuka, Matt	0-0	0-0	0-0	0	0	0	0	0	0	0	0	0	0+			
52	Ramsey, Josh	0-0	0-0	0-0	0	0	0	1	0	0	0	0	0	5			
<b>Team</b>					2	4	6										
<b>Totals</b>		22-59	8-24	11-15	7	22	29	13	63	17	18	1	5	200			

FG % 1st Half: 10-26 38.5% 2nd half: 12-33 36.4% Game: 22-59 37.3%  
3FG % 1st Half: 3-13 23.1% 2nd half: 5-11 45.5% Game: 8-24 33.3%  
FT % 1st Half: 7-10 70.0% 2nd half: 4-5 80.0% Game: 11-15 73.3%

#### Trevecca Nazarene 73 • 3-9

##	Player	Total			3-Ptr			Rebounds			PF	TP	A	TO	Blk	Stl	Min
		FG-FGA	FG-FGA	FT-FTA	FG-FGA	FG-FGA	FT-FTA	Off	Def	Tot							
10	Drake, Nick	* 5-10	2-3	2-2	1	2	3	14	1	1	0	0	23				
20	Henry, Peyton	* 3-7	0-3	0-0	0	1	1	0	6	2	3	0	2	38			
32	Rudolph, Marquise	* 7-13	1-1	0-0	1	10	11	4	15	3	4	1	4	35			
42	Daniels, Malik	* 6-11	0-2	0-0	1	10	11	2	12	4	4	0	3	38			
44	Nyadaro, JP	* 5-11	0-0	7-8	4	5	9	3	17	1	4	7	1	27			
04	Ward, Taylor	1-3	0-2	0-0	0	0	0	4	2	0	0	0	22				
05	Bedwell, Jordan	0-0	0-0	0-0	0	0	0	2	0	0	0	0	2				
12	Elliott, Christopher	3-6	0-2	1-2	1	2	3	1	7	1	1	1	0	15			
<b>Team</b>					0	2	2										
<b>Totals</b>		30-61	3-13	10-12	8	32	40	19	73	12	18	9	10	200			

FG % 1st Half: 11-30 36.7% 2nd half: 19-31 61.3% Game: 30-61 49.2%  
3FG % 1st Half: 0-7 0.0% 2nd half: 3-6 50.0% Game: 3-13 23.1%  
FT % 1st Half: 4-5 80.0% 2nd half: 6-7 85.7% Game: 10-12 83.3%

Officials: Dan Beauchamp, Casey Gayner, Ken Washam  
Technical fouls: McKendree University-None. Trevecca Nazarene-None.  
Attendance: 344

Score by periods	1st	2nd	Total
McKendree University	30	33	63
Trevecca Nazarene	26	47	73

Last FG - MCK 2nd-00:00, TNU 2nd-01:29.  
Largest lead - MCK by 6 2nd-18:01, TNU by 16 2nd-04:48.

Points	In	Off	2nd	Fast	Bench
MCK	22	26	11	0	7
TNU	48	16	7	22	9

Score tied - 5 times.  
Lead changed - 4 times.

### GAME #11 -- Illinois Springfield 69, McKendree 66 Thursday, Jan. 3, 2013 -- Lebanon, IL (Statham Center)

Official Basketball Box Score -- Game Totals -- Final Statistics  
**Illinois Springfield vs McKendree University**  
1-3-13 7:30 p.m. at Lebanon, IL (Statham Center)

#### Illinois Springfield 69 • 3-7, 1-1 GLVC

##	Player	Total			3-Ptr			Rebounds			PF	TP	A	TO	Blk	Stl	Min
		FG-FGA	FG-FGA	FT-FTA	FG-FGA	FG-FGA	FT-FTA	Off	Def	Tot							
05	Dawson, West	* 6-9	0-0	0-0	4	4	8	2	12	2	3	1	0	35			
11	King, Kentrell	* 4-7	0-0	0-0	0	3	3	1	8	2	3	2	2	31			
21	Bruenger, Regan	* 3-8	0-1	3-3	1	3	4	2	9	2	1	0	0	28			
25	Snowden, Brandon	* 4-7	0-0	1-2	2	4	6	2	9	1	3	0	1	30			
54	Sparkman, Dylan	* 2-7	0-0	0-0	0	2	2	2	4	0	3	0	0	17			
12	Gupton, Kyle	4-7	1-3	1-1	0	2	2	0	10	0	0	1	0	22			
33	Brinkley, Chase	2-3	0-1	0-0	1	1	2	2	4	0	0	0	0	14			
44	Despot, Dusko	5-9	3-7	0-0	1	3	4	2	13	0	2	0	1	23			
<b>Team</b>					0	2	2										
<b>Totals</b>		30-57	4-12	5-6	9	24	33	13	69	7	16	4	4	200			

FG % 1st Half: 17-32 53.1% 2nd half: 13-25 52.0% Game: 30-57 52.6%  
3FG % 1st Half: 3-8 37.5% 2nd half: 1-4 25.0% Game: 4-12 33.3%  
FT % 1st Half: 3-4 75.0% 2nd half: 2-2 100.0% Game: 5-6 83.3%

#### McKendree University 66 • 6-5, 0-1 GLVC

##	Player	Total			3-Ptr			Rebounds			PF	TP	A	TO	Blk	Stl	Min
		FG-FGA	FG-FGA	FT-FTA	FG-FGA	FG-FGA	FT-FTA	Off	Def	Tot							
10	Steppe, John	* 7-12	3-7	3-3	1	5	6	4	20	5	3	1	0	31			
14	Schmidt, A.J.	* 3-5	1-3	0-0	1	0	1	3	7	1	1	0	1	38			
22	DiGregorio, Mike	* 5-12	1-6	1-2	1	3	4	2	12	0	6	0	0	40			
32	Happe, Clinton	* 4-12	2-8	0-0	0	3	3	2	10	1	2	0	1	38			
40	Murphy, Matt	* 6-13	1-5	0-0	1	4	5	2	13	1	0	3	0	32			
24	Drum, Brandon	0-2	0-0	0-0	1	1	2	0	0	0	1	0	0	6			
42	DeLuka, Matt	2-4	0-0	0-0	5	2	7	0	4	0	0	0	2	15			
<b>Team</b>					0	1	1										
<b>Totals</b>		27-60	8-29	4-5	10	19	29	13	66	8	13	4	4	200			

FG % 1st Half: 17-32 53.1% 2nd half: 10-28 35.7% Game: 27-60 45.0%  
3FG % 1st Half: 5-15 33.3% 2nd half: 3-14 21.4% Game: 8-29 27.6%  
FT % 1st Half: 1-1 100.0% 2nd half: 3-4 75.0% Game: 4-5 80.0%

Officials: Kevin Driver, Tyler Kumpf, Mike Grundman  
Technical fouls: Illinois Springfield-None. McKendree University-None.  
Attendance: 568  
McKendree's first-ever Great Lakes Valley Conference game

Score by periods	1st	2nd	Total
Illinois Springfield	40	29	69

# 2012-13 McKENDREE MEN'S BASKETBALL GAME NOTES

## 2012-13 McKendree University Game-By-Game Box Scores

### GAME #13 -- Maryville 72, McKendree 69 Thursday, Jan. 10, 2013 -- St. Louis, MO

Official Basketball Box Score -- Game Totals -- Final Statistics  
McKendree University vs Maryville  
01/10/13 7:30 pm at St. Louis, MO (Moloney Arena)

#### McKendree University 69 • 7-6, 1-2

##	Player	Total		3-Ptr		Rebounds			PF	TP	A	TO	Blk	Stl	Min
		FG-FGA	FG-FGA	FT-FTA	Off	Def	Tot								
14	Schmidt, A.J.	f	0-0	0-0	0-0	1	4	5	4	0	2	0	0	1	22
40	Murphy, Matt	c	8-11	2-3	2-2	2	2	4	2	20	0	0	1	1	37
10	Steppe, John	g	5-13	3-6	6-11	1	5	6	1	19	1	3	1	1	37
22	DiGregorio, Mike	g	5-14	3-7	0-0	1	4	5	4	13	3	3	0	0	31
32	Happe, Clinton	g	4-17	4-12	2-4	0	5	5	0	14	4	1	0	1	40-
24	Drum, Brandon	g	0-0	0-0	0-0	0	0	0	0	0	2	0	0	0	3
30	Dudek, Drew	g	0-1	0-0	1-2	1	2	3	2	1	4	1	1	0	17
42	DeLuka, Matt	g	1-1	0-0	0-0	0	1	1	0	2	0	1	0	0	13
Team						3	1	4							
Totals			23-57	12-28	11-19	9	24	33	13	69	14	11	3	5	200

FG % 1st Half: 12-28 42.9% 2nd half: 11-29 37.9% Game: 23-57 40.4% Deadball Rebounds 3  
3FG % 1st Half: 5-15 33.3% 2nd half: 7-13 53.8% Game: 12-28 42.9%  
FT % 1st Half: 2-7 28.6% 2nd half: 9-12 75.0% Game: 11-19 57.9%

#### Maryville 72 • 12-4, 2-2

##	Player	Total		3-Ptr		Rebounds			PF	TP	A	TO	Blk	Stl	Min
		FG-FGA	FG-FGA	FT-FTA	Off	Def	Tot								
20	Shaw, Gerald	f	5-9	2-5	0-0	3	6	9	0	12	2	2	2	0	35
44	Jerrett, Myles	f	2-6	0-1	0-0	1	4	5	2	4	3	1	0	0	19
35	Mischkuinig, Max	c	3-5	0-1	2-2	2	2	4	2	8	1	1	3	0	21
00	Toney, Asa	g	9-17	1-4	2-4	2	5	7	4	21	2	2	0	2	32
23	Provo, Armon	g	5-8	1-4	5-6	1	2	3	2	16	6	0	1	2	32
03	Deters, Derek	g	0-0	0-0	0-0	0	2	2	0	0	0	1	0	0	4
21	Johnson, Jamel	g	2-2	0-0	0-0	0	1	1	3	4	1	1	1	1	14
25	Young Jr, Darrin	g	0-1	0-0	0-0	0	2	2	0	2	2	0	1	0	13
30	Pemberton, Trae	g	3-12	1-7	0-0	0	3	3	2	7	1	0	0	2	30
32	Kimber, Kevin	g	0-0	0-0	0-0	0	0	0	0	0	0	0	0	0	0+
Team						1	3	4							
Totals			29-60	5-22	9-12	10	30	40	15	72	18	10	8	8	200

FG % 1st Half: 16-32 50.0% 2nd half: 13-28 46.4% Game: 29-60 48.3% Deadball Rebounds 0  
3FG % 1st Half: 3-11 27.3% 2nd half: 2-11 18.2% Game: 5-22 22.7%  
FT % 1st Half: 4-4 100.0% 2nd half: 5-8 62.5% Game: 9-12 75.0%

Officials: Mark Halseit, Paul Fitzwater, Keith Eisenbath  
Technical fouls: McKendree University-None, Maryville-None.  
Attendance: 218

Score by periods	1st	2nd	Total
McKendree University	31	38	69
Maryville	39	33	72

	In	Off	2nd	Fast	Bench
Points	Paint	T/O	Chance	Break	
McK	12	17	7	0	3
MU	44	6	8	6	11

Last FG - MCK 2nd-00:05, MU 2nd-00:13.  
Largest lead - MCK by 3 2nd-10:46, MU by 12 1st-08:10.  
Score tied - 5 times.  
Lead changed - 6 times.

### GAME #14 -- Missouri-St. Louis 78, Missouri-St. Louis 54 Saturday, Jan. 12, 2013 -- St. Louis, MO

Official Basketball Box Score -- Game Totals -- Final Statistics  
McKendree University vs Missouri-St. Louis  
01/12/13 3:15 p.m. at St. Louis, Mo. (Mark Twain Building)

#### McKendree University 54 • 7-7, 1-3 GLVC

##	Player	Total		3-Ptr		Rebounds			PF	TP	A	TO	Blk	Stl	Min
		FG-FGA	FG-FGA	FT-FTA	Off	Def	Tot								
10	Steppe, John	*	3-12	1-3	2-2	0	4	4	5	9	2	4	1	1	32
14	Schmidt, A.J.	*	1-4	1-2	0-0	0	0	0	4	3	2	0	0	1	27
22	DiGregorio, Mike	*	2-10	1-4	0-0	2	6	8	0	5	3	3	0	0	34
32	Happe, Clinton	*	6-16	3-7	2-3	2	6	8	0	17	2	3	0	1	37
40	Murphy, Matt	*	6-11	3-6	1-2	1	4	5	1	16	0	1	2	0	37
24	Drum, Brandon		0-0	0-0	0-0	1	0	1	0	0	1	0	0	0	7
30	Dudek, Drew		1-4	0-1	2-3	0	1	1	2	4	2	2	0	1	14
42	DeLuka, Matt		0-2	0-1	0-0	2	2	4	1	0	1	0	0	0	12
Team						1	2	3							
Totals			19-59	9-24	7-10	9	25	34	13	54	12	14	3	5	200

FG % 1st Half: 10-30 33.3% 2nd half: 9-29 31.0% Game: 19-59 32.2% Deadball Rebounds 0  
3FG % 1st Half: 3-10 30.0% 2nd half: 4-13 30.8% Game: 9-24 37.5%  
FT % 1st Half: 2-2 100.0% 2nd half: 5-8 62.5% Game: 7-10 70.0%

#### Missouri-St. Louis 78 • 9-4, 2-3 GLVC

##	Player	Total		3-Ptr		Rebounds			PF	TP	A	TO	Blk	Stl	Min
		FG-FGA	FG-FGA	FT-FTA	Off	Def	Tot								
00	Woods, Charlie	*	3-7	1-1	0-0	0	4	4	0	7	2	1	2	2	20
03	Cartham, Darian	*	7-10	4-7	0-0	0	3	3	0	18	4	1	0	3	28
10	McCoy, Joshua	*	3-10	2-4	4-4	4	3	7	2	12	0	1	0	0	26
12	Weber, Michael	*	1-6	0-4	0-0	0	2	2	1	2	3	0	0	0	27
23	Smith, Aaron	*	2-5	0-1	1-2	2	9	11	0	5	2	2	0	1	28
05	Branham, Neil		4-6	1-3	0-1	1	4	5	1	9	1	1	0	0	18
24	Dwyer, Kevin		0-3	0-0	0-1	1	3	4	1	0	2	0	0	0	12
25	Jones, Justin		4-6	0-0	2-2	0	2	2	10	1	0	1	0	15	
31	Weigley, Eli		2-4	0-2	0-0	0	2	2	0	4	0	0	0	0	6
34	Ruether, Ben		0-0	0-0	0-0	0	1	1	1	0	0	0	0	0	3
40	Nunn, Isiah		4-8	0-0	3-3	4	3	7	3	11	1	0	3	0	14
44	Raimondo, Vinnie		0-0	0-0	0-0	0	0	0	0	0	0	0	0	0	3
Team						0	0	0							
Totals			30-65	8-22	10-12	12	34	46	11	78	14	9	6	8	200

FG % 1st Half: 11-29 37.9% 2nd half: 19-36 52.8% Game: 30-65 46.2% Deadball Rebounds 0  
3FG % 1st Half: 3-10 30.0% 2nd half: 5-12 41.7% Game: 8-22 36.4%  
FT % 1st Half: 4-5 80.0% 2nd half: 6-7 85.7% Game: 10-12 83.3%

Officials: Tyler Kumpf, Tommy Short, Corey Stiles  
Technical fouls: McKendree University-None, Missouri-St. Louis-None.  
Attendance: 456

Score by periods	1st	2nd	Total
McKendree University	27	27	54
Missouri-St. Louis	29	49	78

	In	Off	2nd	Fast	Bench
Points	Paint	T/O	Chance	Break	
MCK	16	7	2	0	4
UMSL	34	24	12	18	34

Last FG - MCK 2nd-00:17, UMSL 2nd-00:37.  
Largest lead - MCK by 11 1st-11:28, UMSL by 27 2nd-01:00.  
Score tied - 3 times.  
Lead changed - 2 times.

### GAME #15 -- Lewis 82, McKendree 61 Thursday, Jan. 17, 2013 -- Lebanon, IL (Statham Center)

Official Basketball Box Score -- Game Totals -- Final Statistics  
Lewis vs McKendree University  
01/17/13 7:30 p.m. at Lebanon, IL (Statham Center)

#### Lewis 82 • 9-4, 3-2 GLVC

##	Player	Total		3-Ptr		Rebounds			PF	TP	A	TO	Blk	Stl	Min
		FG-FGA	FG-FGA	FT-FTA	Off	Def	Tot								
12	Bryant, David	f	2-4	1-2	2-2	0	2	2	0	7	2	0	0	3	25
23	Lewis, Julian	f	8-10	0-0	0-1	3	3	6	0	16	0	0	0	1	30
10	Nelson, Kyle	c	4-9	0-0	1-2	3	2	5	3	9	0	2	0	0	23
05	Jarosz, Jeff	g	4-6	1-2	4-8	0	0	0	2	13	3	1	0	3	28
22	Jackson, Ryan	g	7-12	1-2	2-2	1	6	7	1	17	5	1	0	2	32
04	Williams, Gabe	g	2-4	1-2	0-0	0	0	0	1	5	3	0	0	1	12
30	Niggins, David	g	1-3	0-1	1-2	1	5	6	2	3	1	3	0	0	22
31	Valla, Nick	g	3-4	0-1	2-3	0	3	3	1	8	0	2	0	2	23
42	Foster, Brad	g	2-2	0-0	0-0	1	0	1	0	4	0	0	1	0	5
Team						2	1	3							
Totals			33-54	4-10	12-20	11	22	33	10	82	14	9	1	12	200

FG % 1st Half: 15-29 51.7% 2nd half: 18-25 72.0% Game: 33-54 61.1% Deadball Rebounds 1  
3FG % 1st Half: 2-5 40.0% 2nd half: 2-5 40.0% Game: 4-10 40.0%  
FT % 1st Half: 5-6 83.3% 2nd half: 7-14 50.0% Game: 12-20 60.0%

#### McKendree University 61 • 7-8, 1-4 GLVC

##	Player	Total		3-Ptr		Rebounds			PF	TP	A	TO	Blk	Stl	Min
		FG-FGA	FG-FGA	FT-FTA	Off	Def	Tot								
10	Steppe, John	f	6-12	0-5	2-2	0	7	7	4	14	5	2	0	0	34
40	Murphy, Matt	c	2-1	1-7	0-0	1	0	1	3	5	1	2	1	2	27
14	Schmidt, A.J.	g	2-3	2-3	0-0	1	1	2	6	3	1	0	2	37	
22	DiGregorio, Mike	g	5-10	3-6	0-0	1	1	2	1	13	2	3	0	0	32
32	Happe, Clinton	g													

# 2012-13 MCKENDREE MEN'S BASKETBALL GAME NOTES

## 2012-13 McKendree University Game-By-Game Box Scores

### GAME #17 -- Bellarmine 71, McKendree 56 Monday, Jan. 21, 2013 -- Lebanon, IL (Statham Center)

Official Basketball Box Score -- Game Totals -- Final Statistics  
**Bellarmine vs McKendree University**  
01/21/13 7:30 p.m. at Lebanon, IL (Statham Center)

#### Bellarmine 71 • 13-2, 5-2 GLVC

#	Player	Total			3-Ptr			Rebounds			PF	TP	A	TO	Blk	Stl	Min
		FG-FGA	FG-FGA	FT-FTA	Off	Def	Total	Off	Def	Total							
03	Hall, Vance	* 6-10	2-5	0-0	2	4	6	1	14	0	5	1	0	35			
05	Dowe, Chris	* 4-4	2-2	0-0	1	3	4	4	10	10	3	0	1	28			
12	Thelen, Jake	* 6-11	0-0	1-1	2	5	7	1	13	0	1	0	0	22			
25	Clemens, Max	* 2-2	1-1	0-0	0	1	1	2	5	1	0	0	0	12			
32	Johnson, Jelani	* 2-5	0-1	0-0	0	4	4	4	0	1	1	0	0	27			
04	Suggs, George	* 2-4	0-2	3-4	0	2	2	0	7	1	1	0	0	10			
10	Maynard, Corbin	0-0	0-0	0-0	0	1	1	0	0	0	0	0	0	9			
11	Ross, Garrett	1-2	0-0	0-0	1	0	1	2	0	1	0	1	0	9			
14	Schafer, Cole	0-0	0-0	0-0	0	0	0	0	0	0	0	0	0	2			
21	Asihene, Stephen	1-1	0-0	0-1	0	1	1	2	0	0	0	0	0	3			
22	Edelen, Billy	0-0	0-0	0-0	0	0	0	0	0	0	0	0	0	1			
23	Jones, Keisten	6-11	2-7	0-0	0	4	4	2	14	1	1	1	1	24			
24	Burton, Ryan	0-2	0-1	0-0	0	2	2	2	0	1	0	0	0	13			
33	Loveless, Stevie	0-0	0-0	0-2	0	0	0	0	0	0	0	0	0	1			
42	Pritchett, Alex	0-3	0-1	0-0	0	0	0	1	0	1	0	0	0	4			
	Team				0	2	2			1				200			
	Totals	30-55	7-20	4-8	6	29	35	19	71	15	14	4	3	200			

FG % 1st Half: 12-24 50.0% 2nd half: 18-31 58.1% Game: 30-55 54.5% Deadball Rebounds 2  
3FG % 1st Half: 4-12 33.3% 2nd half: 3-9 37.5% Game: 7-20 35.0%  
FT % 1st Half: 2-3 66.7% 2nd half: 2-5 40.0% Game: 4-8 50.0%

#### McKendree University 56 • 7-10, 1-6 GLVC

#	Player	Total			3-Ptr			Rebounds			PF	TP	A	TO	Blk	Stl	Min
		FG-FGA	FG-FGA	FT-FTA	Off	Def	Total	Off	Def	Total							
10	Steppe, John	* 6-16	0-3	9-12	1	6	7	4	21	4	4	0	1	38			
14	Schmidt, A.J.	* 4-13	0-0	0-0	0	1	1	0	4	3	0	3	39				
22	DiGregorio, Mike	* 1-5	1-1	0-0	0	1	1	3	3	0	3	0	0	18			
32	Happe, Clinton	* 7-15	5-7	2-2	0	5	5	0	21	0	2	0	0	39			
40	Murphy, Matt	* 1-3	0-1	1-1	0	0	0	2	3	0	0	1	0	11			
24	Drum, Brandon	* 1-4	0-2	1-2	0	4	4	1	3	1	0	1	0	27			
30	Dudek, Drew	0-0	0-0	0-2	0	1	1	0	0	0	0	0	0	7			
42	DeLuka, Matt	2-2	0-0	1-2	0	1	1	2	5	0	0	0	0	21			
	Team				2	2	4			1				200			
	Totals	18-47	6-15	14-21	3	21	24	13	56	9	13	2	5	200			

FG % 1st Half: 6-21 28.6% 2nd half: 12-26 46.2% Game: 18-47 38.3% Deadball Rebounds 4  
3FG % 1st Half: 2-8 25.0% 2nd half: 4-7 57.1% Game: 6-15 40.0%  
FT % 1st Half: 6-8 75.0% 2nd half: 8-13 61.5% Game: 14-21 66.7%

Officials: Frank Spencer, Gene Grimshaw, Terry Pollard  
Technical fouls: Bellarmine-None. McKendree University-None.  
Attendance: 470

Score by periods	1st	2nd	Total
Bellarmine	30	41	71
McKendree University	20	36	56

Last FG - BU 2nd-00:04, MCK 2nd-00:28.  
Largest lead - BU by 23 2nd-12:52, MCK None.

Score tied - 0 times.  
Lead changed - 0 times.

### GAME #18 -- Indianapolis 100, McKendree 66 Thursday, Jan. 24, 2013 -- Indianapolis, IN

Official Basketball Box Score -- Game Totals -- Final Statistics  
**McKendree University vs Indianapolis**  
01/24/13 7:45 pm at Indianapolis, IN (Nicoson Hall)

#### McKendree University 66 • 7-11, 1-7 GLVC

#	Player	Total			3-Ptr			Rebounds			PF	TP	A	TO	Blk	Stl	Min
		FG-FGA	FG-FGA	FT-FTA	Off	Def	Total	Off	Def	Total							
14	Schmidt, A.J.	f 0-3	0-3	0-0	0	1	1	2	0	1	1	2	0	3	2	0	35
40	Murphy, Matt	f 4-12	2-8	0-0	0	1	1	0	10	1	1	2	2	3	3	0	33
10	Steppe, John	g 9-18	5-11	2-4	0	7	7	1	25	2	4	0	0	36			
22	DiGregorio, Mike	g 4-11	1-3	0-2	0	3	3	1	9	3	3	0	0	37			
32	Happe, Clinton	g 5-9	5-6	4-4	1	3	4	2	19	3	1	0	0	35			
24	Drum, Brandon	1-3	0-1	1-1	0	1	1	4	3	1	1	0	0	7			
30	Dudek, Drew	0-0	0-0	0-0	0	0	0	0	0	0	0	0	0	4			
42	DeLuka, Matt	0-2	0-1	0-0	1	2	3	0	0	0	0	0	0	13			
	Team				3	1	4							200			
	Totals	23-58	13-33	7-11	6	19	24	10	66	13	13	2	3	200			

FG % 1st Half: 10-29 34.5% 2nd half: 13-29 44.8% Game: 23-58 39.7% Deadball Rebounds 2  
3FG % 1st Half: 9-21 42.9% 2nd half: 4-12 33.3% Game: 13-33 39.4%  
FT % 1st Half: 0-2 0.0% 2nd half: 7-9 77.8% Game: 7-11 63.6%

#### Indianapolis 100 • 14-2, 6-2 GLVC

#	Player	Total			3-Ptr			Rebounds			PF	TP	A	TO	Blk	Stl	Min
		FG-FGA	FG-FGA	FT-FTA	Off	Def	Total	Off	Def	Total							
10	McElroy, Brennan	f 1-3	0-0	0-0	0	2	2	2	2	3	1	0	2	9			
33	Hollowell, James	f 4-6	1-1	0-0	0	3	3	2	9	0	1	2	2	16			
03	Robinson, Tyrae	g 0-0	0-0	0-0	0	1	1	0	1	1	0	0	0	7			
22	Cheatham, Reece	g 3-9	0-3	0-0	0	1	1	0	6	5	0	0	0	19			
24	Dau, Daniel	g 3-4	2-3	0-0	0	2	2	2	8	1	1	0	1	15			
11	Vieke, Kendall	3-5	3-5	0-0	2	1	3	1	9	3	0	0	1	18			
14	Harmon, Avery	4-5	3-4	0-0	0	3	3	1	11	2	2	0	1	16			
20	Adair, Cole	3-7	1-1	2-2	0	4	4	9	0	0	0	0	0	20			
25	Hunter, Quinten	8-10	3-4	3-4	1	1	2	0	22	3	1	0	0	23			
30	Connell, Chris	3-4	0-0	1-1	2	5	7	3	6	1	1	0	0	16			
32	Grady, Jared	4-8	0-1	2-2	0	4	4	1	10	4	0	0	1	24			
40	Daniels, Joe	4-5	0-0	0-0	2	4	6	1	8	0	1	2	0	17			
	Team				2	1	3							200			
	Totals	40-66	13-23	7-9	9	32	41	17	100	23	9	4	8	200			

FG % 1st Half: 19-29 65.5% 2nd half: 21-37 56.8% Game: 40-66 60.6% Deadball Rebounds 0  
3FG % 1st Half: 8-10 80.0% 2nd half: 5-13 38.5% Game: 13-23 56.5%  
FT % 1st Half: 4-4 100.0% 2nd half: 3-5 60.0% Game: 7-9 77.8%

Officials: Tim Fogarty, Tommy Short, Marcus Gossard  
Technical fouls: McKendree University-None. Indianapolis-McElroy, Brennan.  
Attendance: 622  
UNDRY ranked #11 in NABC NCAA D-II Top 25  
Technical foul on UNDRY #10 for handing on the rim with 16:50 left in second.

Score by periods	1st	2nd	Total
McKendree University	29	37	66
Indianapolis	50	50	100

Last FG - MCK 2nd-01:47, UNDRY 2nd-01:21.  
Largest lead - MCK None, UNDRY by 35 2nd-10:10.

Points	In	Off	2nd	Fast	Bench
MCK	16	9	3	3	19
UNDRY	42	19	12	3	75

Score tied - 0 times.  
Lead changed - 0 times.

### GAME #19 -- Saint Joseph's 99, McKendree 80 Saturday, Jan. 26, 2013 -- Rensselaer, IN

Official Basketball Box Score -- Game Totals -- Final Statistics  
**McKendree University vs Saint Joseph's (IN)**  
1/26/13 1PM CST at Rensselaer, IN (Scharf Fieldhouse)

#### McKendree University 80 • 7-12, 1-8 GLVC

#	Player	Total			3-Ptr			Rebounds			PF	TP	A	TO	Blk	Stl	Min
		FG-FGA	FG-FGA	FT-FTA	Off	Def	Total	Off	Def	Total							
10	Steppe, John	* 4-13	0-3	5-7	1	8	9	3	13	5	3	1	0	40			
14	Schmidt, A.J.	* 1-5	0-3	0-0	1	3	4	3	2	2	0	0	1	40			
22	DiGregorio, Mike	* 9-15	4-5	4-7	0	2	0	20	2	4	0	1	31				
32	Happe, Clinton	* 7-13	3-5	3-5	1	5	6	0	20	1	2	0	4	40			
40	Murphy, Matt	* 5-13	4-9	0-0	0	0	0	2	14	0	1	0	1	27			
24	Drum, Brandon	* 1-4	0-1	3-3	0	1	1	0	5	1	0	0	0	13			
30	Dudek, Drew	0-0	0-0	0-0	0	0	0	0	0	0	0	0	0	5			
42	DeLuka, Matt	0-2	0-0	0-0	1	0	1	0	0	0	0	0	0	4			
	Team				1	2	3							200			
	Totals	27-65	11-27	15-22	5	21	26	8	80	11	10	1	7	200			

FG % 1st Half: 14-34 41.2% 2nd half: 13-31 41.9% Game: 27-65 41.5% Deadball Rebounds 2  
3FG % 1st Half: 6-16 37.5% 2nd half: 5-11 45.5% Game: 11-27 40.7%  
FT % 1st Half: 4-7 57.1% 2nd half: 11-15 73.3% Game: 15-22 68.2%

#### Saint Joseph's (IN) 99 • 5-11, 3-6 GLVC

#	Player	Total			3-Ptr			Rebounds			PF	TP	A	TO	Blk	Stl	Min
		FG-FGA	FG-FGA	FT-FTA	Off	Def	Total	Off	Def	Total							
30	Rehholz, Ryan	f 5-11	5-9	0-0	1	6	7	1	15	1	3	0	1	28			
42	Martinez, D.J.	f 5-9	0-1	3-3	1	4	5	2	13	2	2	0	1	18			
01	Sloan, Dayvon	g 4-7	3-6	0-0	0	2	2	11	9	1	0	2	25				
03	Clifton, Corey	g 3-6	2-4	0-0	0	5	5	4	8	3	3	0	2	28			
22	Lipton, Michael	g 4-5	1-2	0-0	3	8	11	1	9	1	1	2	0	23			
04	Francis, Samuel	2-2	1-1	0-0	0	1	1	0	5	2	1	0	0	8			
05	Grier, Maiscei	1-2	0-0	0-0	1	1	0	2	1	0	0	0	0	4			
15	Stonewall, Tealgil	1-5	0-2	0-0	1	0	1	2	2	1	1	0	0	19			
20	Smith, Jon	1-3	0-2	0-0	0	4	3	2	1	3	1	1	0	16			
23	Gore, Dawson	0-0	0-0	2-2	0	0	0	1	2	0	0	0	0	3			
24	Ellison Jr., Damon	10-12	1-2	4-6	0	2	2	25	2	0	0	0	20				
31	Weishaar, Clayton	0-0	0-0	0-0	0	0	0	0	0	0	0	0	0	2			
40	Danilo Zekovic	0-0	0-0	1-2	0	1	1	1	0	0	0	0	0	2			
45																	

# 2012-13 McKENDREE MEN'S BASKETBALL GAME NOTES

## 2012-13 McKendree University Game-By-Game Box Scores

### GAME #21 -- Southern Indiana 78, McKendree 68 Saturday, Feb. 2, 2013 -- Lebanon, IL (Statham Center)

Official Basketball Box Score -- Game Totals -- Final Statistics  
Southern Indiana vs McKendree University  
02/02/13 3 p.m. at Lebanon, IL (Statham Center)

#### Southern Indiana 78 • 16-3, 9-2 GLVC

#	Player	Total			3-Ptr			Rebounds			PF	TP	A	TO	Blk	Stl	Min
		FG-FGA	FG-FGA	FT-FTA	Off	Def	Tot	Off	Def	Tot							
01	Smith, Kenyon	* 1-2	0-0	2-3	2	4	6	1	4	2	0	1	2			34	
21	Thomas, Lawrence	* 7-14	2-5	3-4	0	3	3	2	19	1	0	0	2			35	
10	Rutledge, Orlando	* 4-14	0-4	0-0	4	3	7	4	8	1	1	2	0			25	
31	DeWitt, Keith	* 9-13	0-1	2-6	7	4	11	3	20	3	2	0	0			29	
23	Wischmeier, Taylor	* 8-15	0-0	2-2	4	3	7	1	18	1	0	5	0			23	
03	Jones, Ben	* 2-6	1-3	0-0	1	1	2	0	5	1	0	0	0			16	
10	Jones, Travis	0-0	0-0	0-0	0	1	1	1	0	0	0	0	0			3	
13	Ogunfolu, Manny	0-0	0-0	0-0	0	0	0	0	0	0	0	0	0			4	
20	Davis, Austin	2-5	0-1	0-0	1	2	3	1	4	2	0	1	0			18	
23	Little, Melvyn	0-2	0-1	0-0	0	1	1	0	0	0	0	0	1			7	
24	Watson, Zach	0-0	0-0	0-0	0	0	0	0	0	0	0	0	0			0+	
35	Brinkmeyer, Evan	0-1	0-1	0-0	0	1	1	0	1	1	0	0	0			6	
	Team				1	2	3										
	<b>Totals</b>	<b>33-72</b>	<b>3-16</b>	<b>9-15</b>	<b>20</b>	<b>25</b>	<b>45</b>	<b>14</b>	<b>78</b>	<b>12</b>	<b>4</b>	<b>9</b>	<b>5</b>			<b>200</b>	

FG % 1st Half:	17-41	41.5%	2nd half:	16-31	51.6%	Game:	33-72	45.8%	Deadball	
3FG % 1st Half:	0-7	0.0%	2nd half:	3-9	33.3%	Game:	3-16	18.8%	Rebounds	3
FT % 1st Half:	3-5	60.0%	2nd half:	6-10	60.0%	Game:	9-15	60.0%		

#### McKendree University 68 • 7-14, 1-10 GLVC

#	Player	Total			3-Ptr			Rebounds			PF	TP	A	TO	Blk	Stl	Min
		FG-FGA	FG-FGA	FT-FTA	Off	Def	Tot	Off	Def	Tot							
10	Steppe, John	* 10-18	2-4	10-10	2	7	9	2	32	5	0	2	1			39	
14	Schmidt, A.J.	* 2-5	2-5	0-0	0	2	2	5	6	3	0	0	0			29	
22	DiGregorio, Mike	* 2-7	1-3	1-2	0	3	3	2	6	1	1	0	0			31	
23	Happe, Clinton	* 4-12	0-3	3-4	0	1	1	1	11	2	4	0	0			36	
40	Murphy, Matt	* 1-6	0-2	0-0	0	0	0	2	2	0	0	1	0			10	
24	Drum, Brandon	* 4-9	3-5	0-0	1	3	4	1	11	1	0	0	0			30	
30	Dudek, Drew	0-0	0-0	0-0	1	3	4	1	0	0	0	1	0			11	
42	DeLuka, Matt	0-1	0-0	0-0	1	1	2	1	0	1	0	0	0			14	
	Team				4	2	6										
	<b>Totals</b>	<b>23-57</b>	<b>8-22</b>	<b>14-16</b>	<b>9</b>	<b>22</b>	<b>31</b>	<b>15</b>	<b>68</b>	<b>13</b>	<b>7</b>	<b>3</b>	<b>1</b>			<b>200</b>	

FG % 1st Half:	14-33	42.4%	2nd half:	9-24	37.5%	Game:	23-57	40.4%	Deadball	
3FG % 1st Half:	6-12	50.0%	2nd half:	2-10	20.0%	Game:	8-22	36.4%	Rebounds	2
FT % 1st Half:	2-2	100.0%	2nd half:	12-14	85.7%	Game:	14-16	87.5%		

Officials: Nathan Chitwood, Loyd Rice, Jason Dohrmann  
Technical fouls: Southern Indiana-None, McKendree University-None.  
Attendance: 863

Score by periods	1st	2nd	Total
Southern Indiana	37	41	78
McKendree University	36	32	68

Last FG - USI 2nd-04:15, MCK 2nd-00:49.  
Largest lead - USI by 15 2nd-02:37, MCK by 5 1st-05:55.

Score tied - 11 times.  
Lead changed - 17 times.

### GAME #22 -- Saint Joseph's 89, McKendree 81 Thursday, Feb. 7, 2013 -- Lebanon, IL (Statham Center)

Official Basketball Box Score -- Game Totals -- Final Statistics  
Saint Joseph's (IN) vs McKendree University  
02/07/13 7:30 p.m. at Lebanon, IL (Statham Center)

#### Saint Joseph's (IN) 89 • 6-13, 4-8 GLVC

#	Player	Total			3-Ptr			Rebounds			PF	TP	A	TO	Blk	Stl	Min
		FG-FGA	FG-FGA	FT-FTA	Off	Def	Tot	Off	Def	Tot							
03	Clifton, Corey	* 5-7	1-2	0-0	1	2	3	4	11	0	4	1	2			17	
05	Grier, Maiscei	* 11-14	0-0	0-0	4	5	9	0	22	2	0	0	0			31	
15	Stonewall, Tealgi	* 3-5	1-2	0-0	1	1	2	1	7	2	1	0	4			26	
24	Ellison Jr., Damon	* 0-1	0-0	1-2	0	1	1	3	1	0	0	0	0			7	
30	Rebholtz, Ryan	* 2-7	2-5	0-0	0	2	2	2	6	1	2	2	0			28	
01	Sloan, Dayvon	* 4-8	1-5	5-6	0	2	2	3	14	2	1	0	0			17	
04	Francis, Samuel	* 2-2	0-0	2-3	0	0	0	1	6	1	0	0	1			12	
20	Smith, Jon	* 4-9	1-4	1-2	3	5	8	3	10	2	0	1	0			27	
22	Lipton, Michael	* 2-6	0-0	1-1	3	0	3	1	5	1	1	0	2			20	
42	Martinez, D.J.	* 3-6	0-0	1-3	1	2	3	2	7	1	1	0	1			15	
	Team				1	0	1										
	<b>Totals</b>	<b>36-65</b>	<b>6-18</b>	<b>11-17</b>	<b>14</b>	<b>20</b>	<b>34</b>	<b>20</b>	<b>89</b>	<b>12</b>	<b>10</b>	<b>4</b>	<b>10</b>			<b>200</b>	

FG % 1st Half:	17-34	50.0%	2nd half:	19-31	61.3%	Game:	36-65	55.4%	Deadball	
3FG % 1st Half:	4-11	36.4%	2nd half:	2-7	28.6%	Game:	6-18	33.3%	Rebounds	1
FT % 1st Half:	4-6	66.7%	2nd half:	7-11	63.6%	Game:	11-17	64.7%		

#### McKendree University 81 • 7-15, 1-11 GLVC

#	Player	Total			3-Ptr			Rebounds			PF	TP	A	TO	Blk	Stl	Min
		FG-FGA	FG-FGA	FT-FTA	Off	Def	Tot	Off	Def	Tot							
10	Steppe, John	* 6-14	1-6	2-2	1	3	4	15	1	3	1	0	2			38	
14	Schmidt, A.J.	* 1-4	1-4	0-1	1	3	4	3	3	1	1	0	2			40	
22	DiGregorio, Mike	* 6-11	2-2	9-10	1	5	6	2	23	7	6	0	0			36	
32	Happe, Clinton	* 4-6	2-4	12-12	0	3	3	2	22	4	3	0	2			40	
40	Murphy, Matt	* 1-3	0-1	0-0	0	0	0	2	0	0	0	0	0			4	
24	Drum, Brandon	* 6-9	4-7	0-0	0	4	4	2	16	0	1	0	0			36	
30	Dudek, Drew	0-0	0-0	0-0	0	0	0	0	0	0	1	0	0			4	
42	DeLuka, Matt	0-0	0-0	0-0	0	0	0	0	0	0	0	0	0			2	
	Team				1	2	3										
	<b>Totals</b>	<b>24-47</b>	<b>10-24</b>	<b>23-25</b>	<b>4</b>	<b>20</b>	<b>24</b>	<b>13</b>	<b>81</b>	<b>13</b>	<b>15</b>	<b>1</b>	<b>4</b>			<b>200</b>	

FG % 1st Half:	10-18	55.6%	2nd half:	14-29	48.3%	Game:	24-47	51.1%	Deadball	
3FG % 1st Half:	3-9	33.3%	2nd half:	7-15	46.7%	Game:	10-24	41.7%	Rebounds	0,1
FT % 1st Half:	13-14	92.9%	2nd half:	10-11	90.9%	Game:	23-25	92.0%		

Officials: Gene Grimshaw, Ed Crenshaw, Dale Dunn  
Technical fouls: Saint Joseph's (IN)-Ellison Jr., Damon, McKendree University-None.  
Attendance: 464

Score by periods	1st	2nd	Total
Saint Joseph's (IN)	42	47	89
McKendree University	36	45	81

Last FG - SJC 2nd-01:31, MCK 2nd-01:57.  
Largest lead - SJC by 10 2nd-19:28, MCK by 5 1st-11:01.

Score tied - 9 times.  
Lead changed - 4 times.

### GAME #23 -- Indianapolis 56, McKendree 46 Saturday, Feb. 9, 2013 -- Lebanon, IL (Statham Center)

Official Basketball Box Score -- Game Totals -- Final Statistics  
Indianapolis vs McKendree University  
02/09/13 3 p.m. at Lebanon, IL (Statham Center)

#### Indianapolis 56 • 17-4, 9-4 GLVC

#	Player	Total			3-Ptr			Rebounds			PF	TP	A	TO	Blk	Stl	Min
		FG-FGA	FG-FGA	FT-FTA	Off	Def	Tot	Off	Def	Tot							
03	Robinson, Tyrae	* 1-5	0-1	0-0	0	0	0	1	2	1	0	0	0			17	
05	Brown, Leland	* 9-15	0-0	3-6	5	4	9	2	21	0	2	0	1			34	
10	McElroy, Brennan	* 3-5	0-0	1-2	3	5	8	2	7	1	1	1	0			28	
22	Cheatham, Reese	* 4-8	3-4	2-2	1	6	7	3	13	0	3	0	1			28	
33	Hollowell, James	* 2-12	0-4	1-2	2	7	9	1	5	0	1	0	0			31	
24	Daudu, Daniel	* 2-3	0-0	0-0	2	5	7	1	4	1	2	0	1			27	
30	Connell, Chris	0-0	0-0	1-2	0	0	0	0	1	1	0	0	0			3	
32	Grady, Jared	1-7	0-2	1-2	1	2	3	2	3	1	1	0	1			22	
40	Daniels, Joe	0-1	0-0	0-2	1	7	8	2	0	0	1	0	0			10	
	Team				0	0	0										
	<b>Totals</b>	<b>22-56</b>	<b>3-11</b>	<b>9-18</b>	<b>15</b>	<b>36</b>	<b>51</b>	<b>14</b>	<b>56</b>	<b>5</b>	<b>11</b>	<b>1</b>	<b>4</b>			<b>200</b>	

FG % 1st Half:	11-28	39.3%	2nd half:	11-28	39.3%	Game:	22-56	39.3%	Deadball	
3FG % 1st Half:	2-7	28.6%	2nd half:	1-4	25.0%	Game:	3-11	27.3%	Rebounds	3
FT % 1st Half:	4-6	66.7%	2nd half:	5-12	41.7%	Game:	9-18	50.0%		

#### McKendree University 46 • 7-16, 1-12 GLVC

#	Player	Total			3-Ptr			Rebounds			PF	TP	A	TO	Blk	Stl	Min
		FG-FGA	FG-FGA	FT-FTA	Off	Def	Tot	Off	Def	Tot							
10	Steppe, John	* 7-14	3-9	5-6	1	7	8	3	22	3	2	0	0			37	
14	Schmidt, A.J.	* 0-2	0-2	0-0	0	6	6	2	0	1	1	0	1			38	
22	DiGregorio, Mike	* 3-13	2-8	2-2	2	1	3	1	10	5	2	0	1			34	
32	Happe, Clinton	* 3-14	0-6	1-4	1	2	3	0	7	1	1	0	0		</		

# 2012-13 MCKENDREE MEN'S BASKETBALL GAME NOTES

## 2012-13 McKendree University Game-By-Game Box Scores

### GAME #25 -- Lewis 76, McKendree 56 Saturday, Feb. 16, 2013 -- Romeoville, IL

Official Basketball Box Score -- Game Totals -- Final Statistics  
**McKendree University vs Lewis**  
 02/16/13 7:30 PM at Romeoville, IL (Neil Carey Arena)

#### McKendree University 56 • 7-18, 1-14 GLVC

##	Player	Total			3-Ptr			Rebounds			PF	TP	A	TO	Blk	Stl	Min
		FG-FGA	FG-FGA	FT-FTA	Off	Def	Tot	Off	Def	Tot							
14	Schmidt, A.J.	f	2-3	2-3	0-0	0	5	5	3	6	1	1	1	1	1	37	
40	Murphy, Matt	f	1-7	0-5	0-0	0	0	0	1	2	0	1	0	0	0	21	
10	Steppe, John	g	8-16	2-7	4-6	1	9	10	2	22	4	3	1	1	1	38	
22	DiGregorio, Mike	g	1-9	1-7	0-2	0	1	1	1	3	1	3	0	1	1	30	
32	Happe, Clinton	g	4-11	2-7	3-3	1	5	6	2	13	1	1	0	0	0	40	
24	Drum, Brandon	g	3-7	2-5	2-2	1	3	4	2	10	1	0	0	0	0	31	
42	DeLuka, Matt	g	0-0	0-0	0-0	0	1	1	0	0	0	0	0	0	0	3	
<b>Team</b>						1	2	3									
<b>Totals</b>			19-53	9-34	9-13	4	26	30	11	56	8	9	2	3	200		

FG % 1st Half: 12-24 50.0%    2nd half: 7-29 24.1%    Game: 19-53 35.8%    Deadball Rebounds 2  
 3FG % 1st Half: 6-16 37.5%    2nd half: 3-18 16.7%    Game: 9-34 26.5%  
 FT % 1st Half: 4-4 100.0%    2nd half: 5-9 55.6%    Game: 9-13 69.2%

#### Lewis 76 • 15-8, 9-6 GLVC

##	Player	Total			3-Ptr			Rebounds			PF	TP	A	TO	Blk	Stl	Min
		FG-FGA	FG-FGA	FT-FTA	Off	Def	Tot	Off	Def	Tot							
10	Nelson, Kyle	f	9-11	0-0	0-0	1	3	4	1	18	1	2	0	0	0	24	
23	Lewis, Julian	f	2-6	0-0	0-0	1	6	7	3	4	2	0	0	0	0	27	
05	Jarosz, Jeff	g	4-8	1-3	0-0	1	3	4	0	9	2	0	1	1	22		
12	Bryant, David	g	4-10	2-5	1-1	0	1	1	1	11	4	0	0	1	30		
22	Jackson, Ryan	g	6-9	1-2	6-7	0	5	5	3	19	1	0	0	1	32		
04	Williams, Gabe	g	1-4	0-3	0-0	0	4	4	3	2	1	1	0	0	17		
14	Gugliotta, Richard	g	0-1	0-0	0-0	1	0	1	0	0	0	1	0	0	2		
20	Shapiro, Tyler	g	0-0	0-0	0-0	0	0	0	0	0	0	0	0	0	2		
30	Niggins, David	g	2-3	1-2	0-0	0	4	4	0	5	0	0	0	0	11		
31	Valla, Nick	g	1-3	0-0	0-1	0	2	2	2	1	1	0	0	0	17		
35	Baumgart, Paul	g	1-1	0-0	0-0	0	0	0	1	2	0	0	0	0	2		
40	Hackman, David	g	0-0	0-0	0-0	0	1	1	0	0	0	0	1	0	2		
42	Foster, Brad	g	0-3	0-0	4-8	2	3	5	1	4	0	0	0	0	10		
52	Herron, Ryan	g	0-1	0-0	0-0	2	0	0	0	0	0	0	2	1	2		
<b>Team</b>						2	0	2									
<b>Totals</b>			30-60	5-15	11-17	8	32	40	15	76	12	6	3	4	200		

FG % 1st Half: 13-31 41.9%    2nd half: 17-29 58.6%    Game: 30-60 50.0%    Deadball Rebounds 2  
 3FG % 1st Half: 1-8 12.5%    2nd half: 4-7 57.1%    Game: 5-15 33.3%  
 FT % 1st Half: 3-6 50.0%    2nd half: 8-11 72.7%    Game: 11-17 64.7%

Officials: Tom O'Neill, Jr., Jeff Pearson, Eric Anderson  
 Technical fouls: McKendree University-None. Lewis-None.  
 Attendance: 791

Score by periods	1st	2nd	Total
McKendree University	34	22	56
Lewis	30	46	76

Last FG - MCK 2nd-03:35, LEWIS 2nd-00:56  
 Largest lead - MCK by 6 1st-09:01, LEWIS by 22 2nd-00:56.

Points In Off 2nd Fast Bench  
 MCK 12 7 5 2 10  
 LEWIS 44 10 5 2 15  
 Score tied - 6 times.  
 Lead changed - 5 times.

### GAME #26 -- Kentucky Wesleyan 88, McKendree 64 Thursday, Feb. 21, 2013 -- Lebanon, IL (Statham Center)

Official Basketball Box Score -- Game Totals -- Final Statistics  
**Kentucky Wesleyan vs McKendree University**  
 02/21/13 7:30 p.m. at Lebanon, IL (Statham Center)

#### Kentucky Wesleyan 88 • 18-6, 10-6 GLVC

##	Player	Total			3-Ptr			Rebounds			PF	TP	A	TO	Blk	Stl	Min
		FG-FGA	FG-FGA	FT-FTA	Off	Def	Tot	Off	Def	Tot							
02	Ferguson, Rico	*	4-4	0-0	2-2	0	1	1	3	10	2	2	0	0	0	28	
03	Oxley, Kreig	*	6-11	2-6	3-3	2	3	5	2	17	1	1	0	0	0	29	
04	Dawson, Dominique	*	7-11	0-0	1-1	2	4	6	1	15	0	1	1	0	0	18	
11	Barker, Lucas	*	1-6	1-3	0-0	1	8	9	2	3	3	1	0	0	0	33	
25	Herzog, James	*	1-4	0-1	2-4	0	0	0	1	4	1	0	0	0	0	16	
01	Walker, Combread	*	0-1	0-1	0-0	0	2	2	1	0	2	2	1	1	1	14	
05	Starke, Dazmond	*	7-13	0-0	3-4	2	3	5	1	17	0	1	0	0	0	18	
14	Danforth, J.D.	*	3-5	0-1	0-0	0	4	4	1	6	1	1	0	0	0	13	
20	Shelley, Luke	*	1-1	0-0	2-2	0	0	0	0	4	0	0	0	0	0	2	
30	Griffin, Jacob	*	1-2	0-0	0-0	0	1	1	0	2	0	0	0	0	0	8	
31	Neel, Patrick	*	1-1	0-0	0-0	1	0	1	1	2	0	0	1	1	4		
32	Johnson, Donovan	*	4-8	0-1	0-0	3	3	6	2	8	0	0	0	0	0	17	
<b>Team</b>						3	2	5									
<b>Totals</b>			36-67	3-13	13-16	14	31	45	15	88	10	9	3	3	200		

FG % 1st Half: 14-32 43.8%    2nd half: 22-35 62.9%    Game: 36-67 53.7%    Deadball Rebounds 1  
 3FG % 1st Half: 3-7 42.9%    2nd half: 0-6 0.0%    Game: 3-13 23.1%  
 FT % 1st Half: 4-7 57.1%    2nd half: 9-9 100.0%    Game: 13-16 81.3%

#### McKendree University 64 • 7-19, 1-15 GLVC

##	Player	Total			3-Ptr			Rebounds			PF	TP	A	TO	Blk	Stl	Min
		FG-FGA	FG-FGA	FT-FTA	Off	Def	Tot	Off	Def	Tot							
10	Steppe, John	*	5-16	0-5	6-6	0	4	4	4	16	5	3	0	0	0	35	
14	Schmidt, A.J.	*	2-2	1-1	0-0	0	7	7	3	5	2	0	0	0	0	37	
22	DiGregorio, Mike	*	5-9	3-4	6-7	0	3	3	1	19	0	1	0	2	37		
32	Happe, Clinton	*	3-11	3-7	9-9	0	1	1	1	18	1	1	0	1	34		
40	Murphy, Matt	*	2-7	2-6	0-0	0	2	2	3	6	0	2	0	0	0	31	
24	Drum, Brandon	*	0-3	0-2	0-0	0	2	2	2	0	0	3	0	0	0	23	
30	Dudek, Drew	*	0-0	0-0	0-0	0	0	0	0	0	0	0	0	0	0	1	
42	DeLuka, Matt	*	0-0	0-0	0-0	0	0	0	0	0	0	0	0	0	0	1	
54	Fulton, Blake	*	0-0	0-0	0-0	0	0	0	0	1	0	1	0	0	0	1	
<b>Team</b>						1	0	1									
<b>Totals</b>			17-48	9-25	21-22	1	19	20	15	64	8	9	2	4	200		

FG % 1st Half: 11-23 47.8%    2nd half: 6-25 24.0%    Game: 17-48 35.4%    Deadball Rebounds 0  
 3FG % 1st Half: 7-12 58.3%    2nd half: 2-13 15.4%    Game: 9-25 36.0%  
 FT % 1st Half: 7-7 100.0%    2nd half: 14-15 93.3%    Game: 21-22 95.5%

Officials: Tommy Short, Dillon Brasher, Marcus Gossard  
 Technical fouls: Kentucky Wesleyan-None. McKendree University-None.  
 Attendance: 202

Score by periods	1st	2nd	Total
Kentucky Wesleyan	35	53	88
McKendree University	36	28	64

Last FG - KWC 2nd-00:46, MCK 2nd-00:34  
 Largest lead - KWC by 26 2nd-04:18, MCK by 7 1st-12:21.

Points In Off 2nd Fast Bench  
 KWC 17 46 3 18 0 39  
 MCK 44 14 9 2 0 0  
 Score tied - 3 times.  
 Lead changed - 6 times.

### GAME #27 -- Southern Indiana 94, McKendree 64 Saturday, Feb. 23, 2013 -- Evansville, IN

Official Basketball Box Score -- Game Totals -- Final Statistics  
**McKendree University vs Southern Indiana**  
 02/23/13 3:15 p.m. at Evansville, IN (PAC)

#### McKendree University 64 • 7-20, 1-16 GLVC


##	Player	Total			3-Ptr			Rebounds			PF	TP	A	TO	Blk	Stl	Min
		FG-FGA	FG-FGA	FT-FTA	Off	Def	Tot	Off	Def	Tot							
14	Schmidt, A.J.	f	0-3	0-3	0-0	1	1	2	2	0	5	1	0	0	0	36	
40	Murphy, Matt	f	5-9	2-5	0-0	0	3	3	3	12	0	0	0	1	22		
10	Steppe, John	g	6-15	3-8	3-3	0	4	4	1	18	5	3	0	1	36		
22	DiGregorio, Mike	g	2-5	0-3	1-2	0	0	0	2	5	1	3	0	3	29		
32	Happe, Clinton	g	10-22	3-11	1-2	2	3	5	1	24	0	1	0	0	38		
24	Drum, Brandon	g	2-7	1-4	0-0	0	4	4	1	5	0	1	0	3	33		
30	Dudek, Drew	g	0-0	0-0	0-0	0	0	0	1	0	0	0	0	0	6		
<b>Team</b>						0	0	0									
<b>Totals</b>			25-61	9-34	5-7	3	15	18	11	64	11	9	0	8	200		

FG % 1st Half: 10-29 34.5%    2nd half: 15-32 46.9%    Game: 25-61 41.0%    Deadball Rebounds 0  
 3FG % 1st Half: 6-19 31.6%    2nd half: 3-15 20.0%    Game: 9-34 26.5%  
 FT % 1st Half: 4-6 66.7%    2nd half: 1-1 100.0%    Game: 5-7 71.4%

#### Southern Indiana 94 • 19-6, 12-5 GLVC

##	Player	Total			3-Ptr			Rebounds			PF	TP	A	TO	Blk	Stl	Min
		FG-FGA	FG-FGA	FT-FTA	Off	Def	Tot	Off	Def	Tot							
32	Wischmeier, Taylor	f	5-8	0-1	0-0	3	3	6</									

# 2012-13 MCKENDREE MEN'S BASKETBALL GAME NOTES




**10 - John Steppe**  
 Guard • 6-4 • 200 • Senior  
 Effingham, Ill. • St. Anthony HS

## Season Highs

Points .....32 vs. Southern Indiana, 2-2-13  
 FG Made..... 10 vs. multiple opponents  
 3-Pt. FG Made..... 5 vs. Indianapolis, 1-24-13  
 FT Made .....10 vs. Southern Indiana, 2-2-13  
 Rebounds.....14 vs. Principia, 12-4-12  
 Assists ..... 6 vs. multiple opponents  
 Steals..... 3 vs. Quincy, 1-5-13  
 Blocks.....2 vs. Southern Indiana, 2-2-13

## Career Highs

Points .....32 vs. Southern Indiana, 2-2-13  
 FG Made..... 10 vs. multiple opponents  
 3-Pt. FG Made..... 5 vs. multiple opponents  
 FT Made .....10 vs. Southern Indiana, 2-2-13  
 Rebounds.....14 vs. Principia, 12-4-12  
 Assists ..... 6 vs. multiple opponents  
 Steals..... 4 vs. William Woods, 2-4-10  
 Blocks..... 2 vs. multiple opponents



## 2012-13 Game-By-Game Statistics

Opponent	Date	gs	min	Total		3-Pointers		Free throws		Rebounds				pf	a	t/o	blk	stl	pts	avg	
				fg-fga	pct	3fg-fga	pct	ft-fta	pct	off	def	tot	avg								
vs Tiffin	11/10/12	*	27	1-9	.111	1-4	.250	2-2	1.000	0	2	2	2.0	2	1	8	1	2	5	5.0	
vs Ohio Dominican	11/11/12	*	37	10-15	.667	4-4	1.000	3-4	.750	4	4	8	5.0	3	5	3	0	1	27	16.0	
at Lincoln University	11/14/12	*	34	6-15	.400	3-8	.375	7-8	.875	1	9	10	6.7	3	2	3	0	0	22	18.0	
LINCOLN UNIVERSITY	11/21/12	*	34	3-8	.375	1-3	.333	4-8	.500	2	5	7	6.8	5	6	4	0	1	11	16.3	
LINCOLN CHRISTIAN UNI	11/27/12	*	27	6-10	.600	1-3	.333	9-11	.818	2	11	13	8.0	5	3	1	0	2	22	17.4	
TREVECCA NAZARENE	12/01/12	*	39	5-13	.385	3-7	.429	4-4	1.000	0	4	4	7.3	1	6	3	0	0	17	17.3	
PRINCIPIA COLLEGE	12/04/12	*	33	7-16	.438	2-7	.286	2-2	1.000	4	10	14	8.3	3	4	0	1	1	18	17.4	
MACMURRAY COLLEGE	12/08/12	*	27	9-17	.529	2-4	.500	1-1	1.000	5	6	11	8.6	4	2	0	1	2	21	17.9	
ROBERT MORRIS-SPRIN	12/11/12	*	34	8-17	.471	1-5	.200	5-8	.625	4	7	11	8.9	4	3	2	0	1	22	18.3	
at Trevecca Nazarene	12/15/12	*	37	3-13	.231	0-4	.000	2-3	.667	0	9	9	8.9	5	2	4	0	1	8	17.3	
ILLINOIS SPRINGFIELD	01/03/13	*	31	7-12	.583	3-7	.429	3-3	1.000	1	5	6	8.6	4	5	3	1	0	20	17.5	
QUINCY	01/05/13	*	37	7-12	.583	0-4	.000	8-12	.667	2	4	6	8.4	3	0	5	0	3	22	17.9	
at Maryville	01/10/13	*	37	5-13	.385	3-6	.500	6-11	.545	1	5	6	8.2	1	1	3	1	1	19	18.0	
at Missouri-St. Louis	01/12/13	*	32	3-12	.250	1-3	.333	2-2	1.000	0	4	4	7.9	5	2	4	1	1	9	17.4	
LEWIS	01/17/13	*	34	6-12	.500	0-5	.000	2-2	1.000	0	7	7	7.9	4	5	2	0	0	14	17.1	
WISCONSIN-PARKSIDE	01/19/13	*	35	8-14	.571	3-5	.600	3-3	1.000	1	4	5	7.7	2	2	2	1	2	22	17.4	
BELLARMINE	01/21/13	*	38	6-16	.375	0-3	.000	9-12	.750	1	6	7	7.6	4	4	4	0	1	21	17.6	
at Indianapolis	01/24/13	*	36	9-18	.500	5-11	.455	2-4	.500	0	7	7	7.6	1	2	4	0	0	25	18.1	
at Saint Joseph's (IN)	01/26/13	*	40	4-13	.308	0-3	.000	5-7	.714	1	8	9	7.7	3	5	3	1	0	13	17.8	
at Kentucky Wesleyan	01/31/13	*	31	3-12	.250	1-4	.250	0-0	.000	2	5	7	7.7	2	0	5	1	0	7	17.3	
SOUTHERN INDIANA	02/02/13	*	39	10-18	.556	2-4	.500	10-10	1.000	2	7	9	7.7	2	5	0	2	1	32	18.0	
SAINT JOSEPH'S (IN)	02/07/13	*	38	6-14	.429	1-6	.167	2-2	1.000	1	3	4	7.5	4	1	3	1	0	15	17.8	
INDIANAPOLIS	02/09/13	*	37	7-14	.500	3-8	.375	5-6	.833	1	7	8	7.6	3	3	2	0	0	22	18.0	
at Wisconsin-Parkside	02/14/13	*	37	4-11	.364	0-4	.000	5-6	.833	3	8	11	7.7	2	5	4	0	0	13	17.8	
at Lewis	02/16/13	*	38	8-16	.500	2-7	.286	4-6	.667	1	9	10	7.8	2	4	3	1	1	22	18.0	
KENTUCKY WESLEYAN	02/21/13	*	35	5-16	.313	0-5	.000	6-6	1.000	0	4	4	7.7	4	5	3	0	0	16	17.9	
at Southern Indiana	02/23/13	*	36	6-15	.400	3-8	.375	3-3	1.000	0	4	4	7.5	1	5	3	0	1	18	17.9	
Totals			27	940	162-371	.437	45-142	.317	114-146	.781	39	164	203	7.5	82	88	81	13	22	483	17.9

Games played: 27  
 Minutes/game: 34.8  
 Points/game: 17.9  
 FG Pct: 43.7  
 3FG Pct: 31.7  
 FT Pct: 78.1

Rebounds/game: 7.5  
 Assists/game: 3.3  
 Turnovers/game: 3.0  
 Assist/turnover ratio: 1.1  
 Steals/game: 0.8  
 Blocks/game: 0.5

## Player Notes...

- Became the 47th member of the Bearcats' 1,000-point club back on Nov. 14 at Lincoln University
- Currently sits in 26th place on McKendree's all-time scoring list with 1,446 points
- Became the first McKendree basketball player to receive Great Lakes Valley Conference Player of the Week honors when he earned the honor on Dec. 3
- Has established new career highs for both points (32) and rebounds (14) during his senior year
- Is a three-year starter for the Bearcats
- Shared Freshman of the Year honors in the American Midwest Conference back in 2009-10

## Career Statistics...

	GP/GS	Mins./Avg.	FG/A	Pct.	3Pt./A	Pct.	FT/A	Pct.	Reb.	Avg.	Asst.	Stl.	Blk.	Pts.	Avg.
2009-10	34/7	745/21.9	88/242	.364	47/148	.318	80/105	.762	49	1.4	52	32	8	303	8.9
2010-11	33/28	928/28.1	76/219	.347	43/140	.307	49/64	.766	64	1.9	79	38	11	244	7.4
2011-12	30/30	905/30.2	146/329	.444	54/161	.335	70/97	.722	115	3.8	99	42	14	416	13.9
2012-13	27/27	940/34.8	162/371	.437	45/142	.317	114/146	.781	203	7.5	88	22	13	483	17.9
<b>Career</b>	<b>124/92</b>	<b>3518/28.4</b>	<b>472/1161</b>	<b>.407</b>	<b>189/591</b>	<b>.320</b>	<b>313/412</b>	<b>.760</b>	<b>431</b>	<b>3.5</b>	<b>318</b>	<b>134</b>	<b>46</b>	<b>1446</b>	<b>11.7</b>

# 2012-13 MCKENDREE MEN'S BASKETBALL GAME NOTES



**14 - A.J. Schmidt**  
 Guard • 6-1 • 185 • Freshman  
 New Albany, Ind. • New Albany HS

## Season Highs

Points ..... 10 vs. Lincoln Christian, 11-27-12  
 FG Made ..... 4 vs. Lincoln, 11-14-12  
 3-Pt. FG Made ..... 2 vs. multiple opponents  
 FT Made ..... 5 vs. multiple opponents  
 Rebounds ..... 7 vs. Kentucky Wesleyan, 2-21-13  
 Assists ... 7 vs. Robert Morris-Springfield, 12-11-12  
 Steals ..... 4 vs. Robert Morris-Springfield, 12-11-12  
 Blocks ..... 1 vs. Lewis, 2-16-13

## Career Highs

Points ..... 10 vs. Lincoln Christian, 11-27-12  
 FG Made ..... 4 vs. Lincoln, 11-14-12  
 3-Pt. FG Made ..... 2 vs. multiple opponents  
 FT Made ..... 5 vs. multiple opponents  
 Rebounds ..... 7 vs. Kentucky Wesleyan, 2-21-13  
 Assists ... 7 vs. Robert Morris-Springfield, 12-11-12  
 Steals ..... 4 vs. Robert Morris-Springfield, 12-11-12  
 Blocks ..... 1 vs. Lewis, 2-16-13



## 2012-13 Game-By-Game Statistics

Opponent	Date	gs	min	Total		3-Pointers		Free throws		Rebounds				pf	a	t/o	blk	stl	pts	avg
				fg-fga	pct	3fg-fga	pct	ft-fga	pct	off	def	tot	avg							
vs Tiffin	11/10/12	21	0-1	.000	0-0	.000	0-2	.000	0	3	3	3.0	2	1	1	0	0	0	0.0	
vs Ohio Dominican	11/11/12	24	0-0	.000	0-0	.000	2-2	1.000	2	0	2	2.5	1	5	1	0	3	2	1.0	
at Lincoln University	11/14/12	23	4-7	.571	1-3	.333	1-2	.500	0	2	2	2.3	3	1	0	0	0	10	4.0	
LINCOLN UNIVERSITY	11/21/12	35	2-4	.500	0-1	.000	2-8	.250	1	4	5	3.0	5	4	1	0	1	6	4.5	
LINCOLN CHRISTIAN UNI	11/27/12	35	1-3	.333	0-1	.000	1-4	.250	1	1	2	2.8	0	1	2	0	2	3	4.2	
TREVECCA NAZARENE	12/01/12	* 31	0-0	.000	0-0	.000	0-0	.000	1	4	5	3.2	3	2	0	0	3	0	3.5	
PRINCIPIA COLLEGE	12/04/12	* 37	0-4	.000	0-4	.000	0-3	.000	0	4	4	3.3	4	5	0	0	0	0	3.0	
MACMURRAY COLLEGE	12/08/12	* 35	1-6	.167	0-3	.000	0-0	.000	1	2	3	3.3	3	1	0	0	1	2	2.9	
ROBERT MORRIS-SPRIN	12/11/12	* 37	1-2	.500	0-1	.000	0-0	.000	1	5	6	3.6	4	7	1	0	4	2	2.8	
at Trevecca Nazarene	12/15/12	* 29	0-2	.000	0-1	.000	0-0	.000	0	3	3	3.5	1	5	3	0	0	0	2.5	
ILLINOIS SPRINGFIELD	01/03/13	* 38	3-5	.600	1-3	.333	0-0	.000	1	0	1	3.3	3	1	1	0	1	7	2.9	
QUINCY	01/05/13	* 38	0-3	.000	0-3	.000	0-1	.000	1	4	5	3.4	3	3	1	0	0	0	2.7	
at Maryville	01/10/13	* 22	0-0	.000	0-0	.000	0-0	.000	1	4	5	3.5	4	2	0	0	1	0	2.5	
at Missouri-St. Louis	01/12/13	* 27	1-4	.250	1-2	.500	0-0	.000	0	0	3	3.4	2	0	0	1	3	2.5		
LEWIS	01/17/13	* 37	2-3	.667	2-3	.667	0-0	.000	1	1	2	3.2	2	3	1	0	2	6	2.7	
WISCONSIN-PARKSIDE	01/19/13	* 30	1-2	.500	1-2	.500	0-0	.000	0	2	2	3.1	4	4	1	0	0	3	2.8	
BELLARMINE	01/21/13	* 39	0-2	.000	0-1	.000	0-0	.000	0	1	1	3.0	0	4	3	0	3	0	2.6	
at Indianapolis	01/24/13	* 35	0-3	.000	0-3	.000	0-0	.000	0	1	1	2.9	2	3	2	0	1	0	2.4	
at Saint Joseph's (IN)	01/26/13	* 40	1-5	.200	0-3	.000	0-0	.000	1	3	4	2.9	3	2	0	0	1	2	2.4	
at Kentucky Wesleyan	01/31/13	* 39	2-6	.333	2-6	.333	0-0	.000	0	2	2	2.9	4	3	0	0	1	6	2.6	
SOUTHERN INDIANA	02/02/13	* 29	2-5	.400	2-5	.400	0-0	.000	0	2	2	2.9	5	3	0	0	0	6	2.8	
SAINT JOSEPH'S (IN)	02/07/13	* 40	1-4	.250	1-4	.250	0-1	.000	1	3	4	2.9	3	1	1	0	2	3	2.8	
INDIANAPOLIS	02/09/13	* 38	0-2	.000	0-2	.000	0-0	.000	0	6	6	3.0	2	1	1	0	1	0	2.7	
at Wisconsin-Parkside	02/14/13	* 33	0-3	.000	0-3	.000	0-0	.000	1	0	1	3.0	4	2	2	0	2	0	2.5	
at Lewis	02/16/13	* 37	2-3	.667	2-3	.667	0-0	.000	0	5	5	3.0	3	1	1	1	1	6	2.7	
KENTUCKY WESLEYAN	02/21/13	* 37	2-2	1.000	1-1	1.000	0-0	.000	0	7	7	3.2	3	2	0	0	1	5	2.8	
at Southern Indiana	02/23/13	* 36	0-3	.000	0-3	.000	0-0	.000	1	1	2	3.1	2	5	1	0	0	0	2.7	
Totals		22	902	26-84	.310	14-61	.230	6-23	.261	15	70	85	3.1	77	74	24	1	32	72	2.7

Games played: 27  
 Minutes/game: 33.4  
 Points/game: 2.7  
 FG Pct: 31.0  
 3FG Pct: 23.0  
 FT Pct: 26.1

Rebounds/game: 3.1  
 Assists/game: 2.7  
 Turnovers/game: 0.9  
 Assist/turnover ratio: 3.1  
 Steals/game: 1.2  
 Blocks/game: 0.0

## Player Notes...

- Averaged 18 points, seven rebounds and four assists per game as a senior at New Albany HS
- Collected third-team All-State and All-Area honors as a senior
- Was a three-year starter at Providence HS in Indiana before transferring to New Albany for his senior year

## Career Statistics...

	GP/GS	Mins./Avg.	FG/A	Pct.	3Pt/A	Pct.	FT/A	Pct.	Reb.	Avg.	Asst.	Stl.	Blk.	Pts.	Avg.
2012-13	27/22	902/33.4	26/84	.310	14/61	.230	6/23	.261	85	3.1	74	32	1	72	2.7
Career	27/22	902/33.4	26/84	.310	14/61	.230	6/23	.261	85	3.1	74	32	1	72	2.7

# 2012-13 McKENDREE MEN'S BASKETBALL GAME NOTES



**22 - Mike DiGregorio**  
 Guard • 6-1 • 175 • Sophomore  
 Morton Grove, Ill. • Niles Notre Dame HS

## Season Highs

Points ..... 26 vs. multiple opponents  
 FG Made ..... 9 vs. multiple opponents  
 3-Pt. FG Made ..... 5 vs. Principia, 12-4-12  
 FT Made ..... 11 vs. Quincy, 1-5-13  
 Rebounds ..... 8 vs. multiple opponents  
 Assists ..... 7 vs. Saint Joseph's, 2-7-13  
 Steals ..... 3 vs. multiple opponents  
 Blocks ..... None

## Career Highs

Points ..... 26 vs. multiple opponents  
 FG Made ..... 9 vs. multiple opponents  
 3-Pt. FG Made ..... 5 vs. Principia, 12-4-12  
 FT Made ..... 11 vs. Quincy, 1-5-13  
 Rebounds ..... 8 vs. multiple opponents  
 Assists ..... 7 vs. Saint Joseph's, 2-7-13  
 Steals ..... 3 vs. multiple opponents  
 Blocks ..... None



## 2012-13 Game-By-Game Statistics

Opponent	Date	gs	min	Total		3-Pointers		Free throws		Rebounds				pts	avg						
				fg-fga	pct	3fg-fga	pct	ft-fga	pct	off	def	tot	avg								
vs Tiffin	11/10/12	*	28	1-4	.250	0-1	.000	2-4	.500	0	1	1	1.0	1	2	10	0	2	4	4.0	
vs Ohio Dominican	11/11/12	*	23	2-10	.200	2-5	.400	0-0	.000	0	0	0	0.5	1	1	5	0	0	6	5.0	
at Lincoln University	11/14/12	*	33	1-13	.077	1-5	.200	0-0	.000	3	5	8	3.0	1	1	3	0	0	3	4.3	
LINCOLN UNIVERSITY	11/21/12	*	40	9-15	.600	3-5	.600	5-6	.833	0	3	3	3.0	1	2	4	0	0	26	9.8	
LINCOLN CHRISTIAN UNI	11/27/12	*	35	1-8	.125	1-5	.200	2-2	1.000	3	2	5	3.4	2	5	4	0	2	5	8.8	
TREVECCA NAZARENE	12/01/12	*	36	7-11	.636	2-4	.500	6-8	.750	0	2	2	3.2	0	3	1	0	1	22	11.0	
PRINCIPIA COLLEGE	12/04/12	*	31	7-14	.500	5-9	.556	0-0	.000	0	2	2	3.0	1	3	1	0	3	19	12.1	
MACMURRAY COLLEGE	12/08/12	*	38	7-12	.583	2-4	.500	0-0	.000	0	5	5	3.3	1	2	4	0	0	16	12.6	
ROBERT MORRIS-SPRIN	12/11/12	*	36	2-10	.200	1-5	.200	2-3	.667	0	3	3	3.2	1	2	5	0	2	7	12.0	
at Trevecca Nazarene	12/15/12	*	36	3-9	.333	1-2	.500	3-4	.750	1	0	1	3.0	2	6	3	0	2	10	11.8	
ILLINOIS SPRINGFIELD	01/03/13	*	40	5-12	.417	1-6	.167	1-2	.500	1	3	4	3.1	2	0	6	0	0	12	11.8	
QUINCY	01/05/13	*	33	3-7	.429	2-6	.333	11-11	1.000	0	6	6	3.3	3	1	5	0	1	19	12.4	
at Maryville	01/10/13	*	31	5-14	.357	3-7	.429	0-0	.000	1	4	5	3.5	4	3	3	0	0	13	12.5	
at Missouri-St. Louis	01/12/13	*	34	2-10	.200	1-4	.250	0-0	.000	2	6	8	3.8	0	3	3	0	1	5	11.9	
LEWIS	01/17/13	*	32	5-10	.500	3-6	.500	0-0	.000	1	1	2	3.7	1	2	3	0	0	13	12.0	
WISCONSIN-PARKSIDE	01/19/13	*	30	2-6	.333	0-2	.000	3-4	.750	0	0	0	3.4	0	0	4	0	0	7	11.7	
BELLARMINE	01/21/13	*	18	1-5	.200	1-1	1.000	0-0	.000	0	1	1	3.3	3	0	3	0	0	3	11.2	
at Indianapolis	01/24/13	*	37	4-11	.364	1-3	.333	0-2	.000	0	3	3	3.3	1	3	3	0	0	9	11.1	
at Saint Joseph's (IN)	01/26/13	*	31	9-15	.600	4-5	.800	4-7	.571	0	2	2	3.2	0	2	4	0	1	26	11.8	
at Kentucky Wesleyan	01/31/13	*	32	2-10	.200	1-4	.250	0-0	.000	0	2	2	3.2	2	2	2	0	1	5	11.5	
SOUTHERN INDIANA	02/02/13	*	31	2-7	.286	1-3	.333	1-2	.500	0	3	3	3.1	2	1	1	0	0	6	11.2	
SAINT JOSEPH'S (IN)	02/07/13	*	36	6-11	.545	2-2	1.000	9-10	.900	1	5	6	3.3	2	7	6	0	0	23	11.8	
INDIANAPOLIS	02/09/13	*	34	3-13	.231	2-8	.250	2-2	1.000	2	1	3	3.3	1	5	2	0	1	10	11.7	
at Wisconsin-Parkside	02/14/13	*	35	3-8	.375	2-6	.333	0-0	.000	0	3	3	3.3	2	4	3	0	1	8	11.5	
at Lewis	02/16/13	*	30	1-9	.111	1-7	.143	0-2	.000	0	1	1	3.2	1	1	3	0	1	3	11.2	
KENTUCKY WESLEYAN	02/21/13	*	37	5-9	.556	3-4	.750	6-7	.857	0	3	3	3.2	1	0	1	0	2	19	11.5	
at Southern Indiana	02/23/13	*	29	2-5	.400	0-3	.000	1-2	.500	0	0	0	3.0	2	1	3	0	3	5	11.3	
Totals			27	886	100-268	.373	46-122	.377	58-78	.744	15	67	82	3.0	38	62	95	0	24	304	11.3

Games played: 27  
 Minutes/game: 32.8  
 Points/game: 11.3  
 FG Pct: 37.3  
 3FG Pct: 37.7  
 FT Pct: 74.4

Rebounds/game: 3.0  
 Assists/game: 2.3  
 Turnovers/game: 3.5  
 Assist/turnover ratio: 0.7  
 Steals/game: 0.9

## Player Notes...

- Transferred to McKendree from Lincoln Land Community College, where he missed the 2011-12 season due to a knee injury
- Averaged 14 points, 6.5 assists and four rebounds per game as a senior at Niles Notre Dame HS
- Was a three-year starter for the Dons
- Was an All-Conference and All-Area selection as well as the team's Most Valuable Player as a senior

## Career Statistics...

	GP/GS	Mins./Avg.	FG/A	Pct.	3Pt/A	Pct.	FT/A	Pct.	Reb.	Avg.	Asst.	Stl.	Blk.	Pts.	Avg.
2012-13	27/27	886/32.8	100/268	.373	46/122	.377	56/78	.744	82	3.0	62	24	0	304	11.3
Career	27/27	886/32.8	100/268	.373	46/122	.377	56/78	.744	82	3.0	62	24	0	304	11.3



**24 - Brandon Drum**  
Guard/Forward • 6-4 • 190 • Freshman  
Peoria, Ill. • Dunlap HS

**Season Highs**

Points ..... 16 vs. Saint Joseph's, 2-7-13  
FG Made ..... 6 vs. Saint Joseph's, 2-7-13  
3-Pt. FG Made ..... 4 vs. Saint Joseph's, 2-7-13  
FT Made ..... 4 vs. Robert Morris-Springfield, 12-11-12  
Rebounds ..... 5 vs. multiple opponents  
Assists ..... 4 vs. Principia, 12-4-12  
Steals ..... 3 vs. Southern Indiana, 2-23-13  
Blocks ..... 1 vs. multiple opponents

**Career Highs**

Points ..... 16 vs. Saint Joseph's, 2-7-13  
FG Made ..... 6 vs. Saint Joseph's, 2-7-13  
3-Pt. FG Made ..... 4 vs. Saint Joseph's, 2-7-13  
FT Made ..... 4 vs. Robert Morris-Springfield, 12-11-12  
Rebounds ..... 5 vs. multiple opponents  
Assists ..... 4 vs. Principia, 12-4-12  
Steals ..... 3 vs. Southern Indiana, 2-23-13  
Blocks ..... 1 vs. multiple opponents



**2012-13 Game-By-Game Statistics**

Opponent	Date	gs	min	Total		3-Pointers		Free throws		Rebounds				pf	a	t/o	blk	stl	pts	avg
				fg-fga	pct	3fg-fga	pct	ft-fga	pct	off	def	tot	avg							
vs Ohio Dominican	11/11/12	5		0-1	.000	0-1	.000	0-0	.000	0	2	2	2.0	0	0	0	0	0	0	0.0
at Lincoln University	11/14/12	10		0-0	.000	0-0	.000	0-0	.000	0	0	0	1.0	1	0	0	0	1	0	0.0
LINCOLN UNIVERSITY	11/21/12	14		2-3	.667	0-0	.000	1-2	.500	1	1	2	1.3	2	0	2	0	0	5	1.7
LINCOLN CHRISTIAN UNI	11/27/12	20		1-5	.200	0-1	.000	0-0	.000	0	3	3	1.8	3	1	1	0	1	2	1.8
TREVECCA NAZARENE	12/01/12	18		2-4	.500	2-2	1.000	0-0	.000	1	2	3	2.0	2	0	0	1	1	6	2.6
PRINCIPIA COLLEGE	12/04/12	19		1-5	.200	0-2	.000	0-0	.000	1	2	3	2.2	3	4	0	1	1	2	2.5
MACMURRAY COLLEGE	12/08/12	15		1-2	.500	0-0	.000	0-0	.000	0	2	2	2.1	1	0	1	0	0	2	2.4
ROBERT MORRIS-SPRIN	12/11/12	24		2-3	.667	1-2	.500	4-6	.667	2	3	5	2.5	2	1	0	0	1	9	3.3
at Trevecca Nazarene	12/15/12	22		2-5	.400	0-2	.000	3-4	.750	0	2	2	2.4	1	2	1	1	0	7	3.7
ILLINOIS SPRINGFIELD	01/03/13	6		0-2	.000	0-0	.000	0-0	.000	1	1	2	2.4	0	0	1	0	0	0	3.3
QUINCY	01/05/13	6		0-1	.000	0-1	.000	0-0	.000	1	1	2	2.4	1	0	0	0	0	0	3.0
at Maryville	01/10/13	3		0-0	.000	0-0	.000	0-0	.000	0	0	0	2.2	0	0	2	0	0	0	2.8
at Missouri-St. Louis	01/12/13	7		0-0	.000	0-0	.000	0-0	.000	1	0	1	2.1	0	1	0	0	0	0	2.5
LEWIS	01/17/13	13		0-0	.000	0-0	.000	1-2	.500	0	1	1	2.0	0	0	1	0	0	1	2.4
WISCONSIN-PARKSIDE	01/19/13	10		1-2	.500	0-1	.000	0-0	.000	0	1	1	1.9	1	0	0	0	1	2	2.4
BELLARMINE	01/21/13	27		1-4	.250	0-2	.000	1-2	.500	0	4	4	2.1	1	1	0	1	1	3	2.4
at Indianapolis	01/24/13	7		1-3	.333	0-1	.000	1-1	1.000	0	1	1	2.0	4	1	1	0	0	3	2.5
at Saint Joseph's (IN)	01/26/13	13		1-4	.250	0-1	.000	3-3	1.000	0	1	1	1.9	0	1	0	0	0	5	2.6
at Kentucky Wesleyan	01/31/13	* 38		5-11	.455	2-6	.333	2-3	.667	1	3	4	2.1	2	1	2	0	1	14	3.2
SOUTHERN INDIANA	02/02/13	30		4-9	.444	3-5	.600	0-0	.000	1	3	4	2.2	1	1	0	0	0	11	3.6
SAINT JOSEPHS (IN)	02/07/13	36		6-9	.667	4-7	.571	0-0	.000	0	4	4	2.2	2	0	1	0	0	16	4.2
INDIANAPOLIS	02/09/13	29		2-8	.250	1-5	.200	0-0	.000	0	3	3	2.3	4	0	0	0	1	5	4.2
at Wisconsin-Parkside	02/14/13	26		3-8	.375	0-4	.000	0-0	.000	2	3	5	2.4	3	0	1	1	0	6	4.3
at Lewis	02/16/13	31		3-7	.429	2-5	.400	2-2	1.000	1	3	4	2.5	2	1	0	0	0	10	4.5
KENTUCKY WESLEYAN	02/21/13	23		0-3	.000	0-2	.000	0-0	.000	0	2	2	2.4	2	0	3	0	0	0	4.4
at Southern Indiana	02/23/13	33		2-7	.286	1-4	.250	0-0	.000	0	4	4	2.5	1	0	1	0	3	5	4.4
Totals		1	485	40-106	.377	16-54	.296	18-25	.720	13	52	65	2.5	39	15	18	5	12	114	4.4

Games played: 26  
Minutes/game: 18.7  
Points/game: 4.4  
FG Pct: 37.7  
3FG Pct: 29.6  
FT Pct: 72.0

Rebounds/game: 2.5  
Assists/game: 0.6  
Turnovers/game: 0.7  
Assist/turnover ratio: 0.8  
Steals/game: 0.5  
Blocks/game: 0.2

**Player Notes...**

- Sat out 2011-12 season as a redshirt
- Averaged 11 points, six rebounds and five assists per game as a senior at Dunlap HS
- Played in the Kiwanis All-Star and Mid-Illini All-Star games following his senior season

**Career Statistics...**

	GP/GS	Mins./Avg.	FG/A	Pct.	3Pt/A	Pct.	FT/A	Pct.	Reb.	Avg.	Asst.	Stl.	Blk.	Pts.	Avg.
2012-13	26/1	485/18.7	40/106	.377	16/54	.296	18/25	.720	65	2.5	15	12	5	114	4.4
Career	26/1	485/18.7	40/106	.377	16/54	.296	18/25	.720	65	2.5	15	12	5	114	4.4

# 2012-13 MCKENDREE MEN'S BASKETBALL GAME NOTES



**30 - Drew Dudek**  
 Guard • 6-0 • 190 • Junior  
 Pinckneyville, Ill. • Pinckneyville HS

## Season Highs

Points ..... 4 vs. Missouri-St. Louis, 1-12-13  
 FG Made ..... 1 vs. multiple opponents  
 3-Pt. FG Made ..... None  
 FT Made ..... 2 vs. Missouri-St. Louis, 1-12-13  
 Rebounds ..... 4 vs. Southern Indiana, 2-2-13  
 Assists ..... 4 vs. Maryville, 1-10-13  
 Steals ..... 1 vs. multiple opponents  
 Blocks ..... 1 vs. Maryville, 1-10-13

## Career Highs

Points ..... 7 vs. multiple opponents  
 FG Made ..... 3 vs. multiple opponents  
 3-Pt. FG Made ..... 2 vs. Missouri Valley, 11-18-11  
 FT Made ..... 4 vs. Central Christian/Bible, 1-14-12  
 Rebounds ..... 4 vs. multiple opponents  
 Assists ..... 10 vs. Central Christian/Bible, 1-14-12  
 Steals ..... 2 vs. multiple opponents  
 Blocks ..... 1 vs. Maryville, 1-10-13



## 2012-13 Game-By-Game Statistics

Opponent	Date	gs	min	Total		3-Pointers		Free throws		Rebounds				pf	a	t/o	blk	stl	pts	avg
				fg-fga	pct	3fg-fga	pct	ft-fga	pct	off	def	tot	avg							
vs Tiffin	11/10/12	9	1-1	1.000	0-0	.000	1-2	.500	0	2	2	2.0	0	0	2	0	0	3	3.0	
at Lincoln University	11/14/12	5	1-1	1.000	0-0	.000	0-0	.000	0	1	1	1.5	0	0	1	0	0	2	2.5	
LINCOLN UNIVERSITY	11/21/12	2	0-0	.000	0-0	.000	0-2	.000	0	0	0	1.0	0	0	0	0	0	0	1.7	
at Maryville	01/10/13	17	0-1	.000	0-0	.000	1-2	.500	1	2	3	1.5	2	4	1	1	1	1	1.5	
at Missouri-St. Louis	01/12/13	14	1-4	.250	0-1	.000	2-3	.667	0	1	1	1.4	2	2	2	0	1	4	2.0	
LEWIS	01/17/13	8	0-1	.000	0-1	.000	0-0	.000	0	1	1	1.3	1	1	0	0	0	0	1.7	
WISCONSIN-PARKSIDE	01/19/13	9	0-1	.000	0-1	.000	0-0	.000	0	3	3	1.6	0	0	1	0	0	0	1.4	
BELLARMINE	01/21/13	7	0-0	.000	0-0	.000	0-2	.000	0	1	1	1.5	1	0	0	0	0	0	1.3	
at Indianapolis	01/24/13	4	0-0	.000	0-0	.000	0-0	.000	0	0	0	1.3	0	0	1	0	0	0	1.1	
at Saint Joseph's (IN)	01/26/13	5	0-0	.000	0-0	.000	0-0	.000	0	0	0	1.2	0	0	0	0	0	0	1.0	
at Kentucky Wesleyan	01/31/13	12	0-1	.000	0-1	.000	0-0	.000	0	0	0	1.1	2	1	0	0	0	0	0.9	
SOUTHERN INDIANA	02/02/13	11	0-0	.000	0-0	.000	0-0	.000	1	3	4	1.3	1	0	1	0	0	0	0.8	
SAINT JOSEPH'S (IN)	02/07/13	4	0-0	.000	0-0	.000	0-0	.000	0	0	0	1.2	0	0	1	0	0	0	0.8	
KENTUCKY WESLEYAN	02/21/13	1	0-0	.000	0-0	.000	0-0	.000	0	0	0	1.1	0	0	0	0	0	0	0.7	
at Southern Indiana	02/23/13	6	0-0	.000	0-0	.000	0-0	.000	0	0	0	1.1	1	0	0	0	0	0	0.7	
Totals		0	114	3-10	.300	0-4	.000	4-11	.364	2	14	16	1.1	10	8	10	1	2	10	0.7

Games played: 15  
 Minutes/game: 7.6  
 Points/game: 0.7  
 FG Pct: 30.0  
 3FG Pct: 0.0  
 FT Pct: 36.4

Rebounds/game: 1.1  
 Assists/game: 0.5  
 Turnovers/game: 0.7  
 Assist/turnover ratio: 0.8  
 Steals/game: 0.1  
 Blocks/game: 0.1


## Player Notes...

- Was a backup point guard for the Bearcats in 2011-12
- Dished out career-best 10 assists vs. Central Christian College of the Bible in January 2012
- Came to McKendree from Lincoln Land Community College
- Averaged 16 points, three rebounds and 2.5 assists as a senior at Pinckneyville HS
- Grabbed All-Conference, All-South and special mention All-State honors as a senior

## Career Statistics...

	GP/GS	Mins./Avg.	FG/A	Pct.	3Pt/A	Pct.	FT/A	Pct.	Reb.	Avg.	Asst.	Stl.	Blk.	Pts.	Avg.
2011-12	21/0	242/11.5	19/44	.432	6/18	.333	8/9	.889	27	1.3	36	11	0	52	2.5
2012-13	15/0	114/7.6	3/10	.300	0/4	.000	4/11	.364	16	1.1	8	2	1	10	0.7
<b>Career</b>	<b>36/0</b>	<b>356/9.9</b>	<b>22/54</b>	<b>.407</b>	<b>6/22</b>	<b>.273</b>	<b>12/20</b>	<b>.600</b>	<b>43</b>	<b>1.2</b>	<b>44</b>	<b>13</b>	<b>1</b>	<b>62</b>	<b>1.7</b>

# 2012-13 MCKENDREE MEN'S BASKETBALL GAME NOTES




**32 - Clinton Happe**  
 Guard • 6-1 • 160 • Junior  
 Evansville, Ind. • F.J. Reitz HS

## Season Highs

Points ..... 26 vs. multiple opponents  
 FG Made ..... 10 vs. multiple opponents  
 3-Pt. FG Made ..... 6 vs. Lincoln, 11-21-12  
 FT Made ..... 12 vs. Saint Joseph's, 2-7-13  
 Rebounds ..... 9 vs. Wisconsin-Parkside, 1-19-13  
 Assists ..... 5 vs. Principia, 12-4-12  
 Steals ..... 4 vs. Saint Joseph's, 1-26-13  
 Blocks ..... 1 vs. Kentucky Wesleyan, 1-31-13

## Career Highs

Points ..... 26 vs. multiple opponents  
 FG Made ..... 10 vs. multiple opponents  
 3-Pt. FG Made ..... 7 vs. Concordia (Mo.), 12-14-10  
 FT Made ..... 12 vs. Saint Joseph's, 2-7-13  
 Rebounds ..... 9 vs. Wisconsin-Parkside, 1-19-13  
 Assists ..... 5 vs. multiple opponents  
 Steals ..... 4 vs. Saint Joseph's, 1-26-13  
 Blocks ..... 1 vs. Kentucky Wesleyan, 1-31-13



## 2012-13 Game-By-Game Statistics

Opponent	Date	gs	min	Total		3-Pointers		Free throws		Rebounds				pf	a	t/o	blk	stl	pts	avg	
				fg-fga	pct	3fg-fga	pct	ft-fga	pct	off	def	tot	avg								
vs Tiffin	11/10/12	*	35	4-8	.500	1-3	.333	8-8	1.000	4	3	7	7.0	1	4	1	0	0	17	17.0	
vs Ohio Dominican	11/11/12	*	36	5-16	.313	3-9	.333	2-4	.500	2	2	4	5.5	1	3	5	0	0	15	16.0	
at Lincoln University	11/14/12	*	38	5-11	.455	2-6	.333	6-6	1.000	2	1	3	4.7	1	1	1	0	0	18	16.7	
LINCOLN UNIVERSITY	11/21/12	*	40	6-12	.500	6-8	.750	8-10	.800	1	3	4	4.5	0	1	1	0	0	26	19.0	
LINCOLN CHRISTIAN UNI	11/27/12	*	40	10-18	.556	2-8	.250	4-4	1.000	1	4	5	4.6	0	3	3	0	1	26	20.4	
TREVECCA NAZARENE	12/01/12	*	39	5-14	.357	2-7	.286	4-6	.667	2	5	7	5.0	0	2	4	0	0	16	19.7	
PRINCIPIA COLLEGE	12/04/12	*	27	8-11	.727	3-6	.500	4-4	1.000	1	4	5	5.0	2	5	0	0	2	23	20.1	
MACMURRAY COLLEGE	12/08/12	*	38	4-11	.364	4-10	.400	6-6	1.000	2	1	3	4.8	0	1	5	0	0	18	19.9	
ROBERT MORRIS-SPRIN	12/11/12	*	39	6-14	.429	3-7	.429	2-2	1.000	0	4	4	4.7	0	4	3	0	3	17	19.6	
at Trevecca Nazarene	12/15/12	*	40	8-17	.471	4-9	.444	3-3	1.000	3	3	6	4.8	2	2	3	0	2	23	19.9	
ILLINOIS SPRINGFIELD	01/03/13	*	38	4-12	.333	2-8	.250	0-0	.000	0	3	3	4.6	2	1	2	0	1	10	19.0	
QUINCY	01/05/13	*	37	4-13	.308	1-6	.167	3-4	.750	0	4	4	4.6	0	1	0	0	2	12	18.4	
at Maryville	01/10/13	*	40	4-17	.235	4-12	.333	2-4	.500	0	5	5	4.6	0	4	1	0	1	14	18.1	
at Missouri-St. Louis	01/12/13	*	37	6-16	.375	3-7	.429	2-3	.667	2	6	8	4.9	0	2	3	0	1	17	18.0	
LEWIS	01/17/13	*	37	7-11	.636	4-6	.667	4-4	1.000	0	5	5	4.9	2	4	4	0	1	22	18.3	
WISCONSIN-PARKSIDE	01/19/13	*	39	5-13	.385	2-7	.286	2-2	1.000	0	9	9	5.1	3	1	3	0	1	14	18.0	
BELLARMINE	01/21/13	*	39	7-15	.467	5-7	.714	2-2	1.000	0	5	5	5.1	0	0	2	0	0	21	18.2	
at Indianapolis	01/24/13	*	35	5-9	.556	5-6	.833	4-4	1.000	1	3	4	5.1	2	3	1	0	0	19	18.2	
at Saint Joseph's (IN)	01/26/13	*	40	7-13	.538	3-6	.500	3-5	.600	1	5	6	5.1	0	1	2	0	4	20	18.3	
at Kentucky Wesleyan	01/31/13	*	36	8-12	.667	3-6	.500	3-3	1.000	0	4	4	5.1	2	2	2	1	1	22	18.5	
SOUTHERN INDIANA	02/02/13	*	36	4-12	.333	0-3	.000	3-4	.750	0	1	1	4.9	1	2	4	0	0	11	18.1	
SAINT JOSEPH'S (IN)	02/07/13	*	40	4-6	.667	2-4	.500	12-12	1.000	0	3	3	4.8	2	4	3	0	2	22	18.3	
INDIANAPOLIS	02/09/13	*	38	3-14	.214	0-6	.000	1-4	.250	1	2	3	4.7	0	1	1	0	0	7	17.8	
at Wisconsin-Parkside	02/14/13	*	39	7-13	.538	5-8	.625	6-7	.857	1	4	5	4.7	2	1	2	0	2	25	18.1	
at Lewis	02/16/13	*	40	4-11	.364	2-7	.286	3-3	1.000	1	5	6	4.8	2	1	1	0	0	13	17.9	
KENTUCKY WESLEYAN	02/21/13	*	34	3-11	.273	3-7	.429	9-9	1.000	0	1	1	4.6	1	1	1	0	1	18	17.9	
at Southern Indiana	02/23/13	*	38	10-22	.455	3-11	.273	1-2	.500	2	3	5	4.6	1	0	1	0	0	24	18.1	
Totals			27	1015	153-352	.435	77-190	.405	107-125	.856	27	98	125	4.6	27	55	59	1	25	490	18.1

Games played: 27  
 Minutes/game: 37.6  
 Points/game: 18.1  
 FG Pct: 43.5  
 3FG Pct: 40.5  
 FT Pct: 85.6

Rebounds/game: 4.6  
 Assists/game: 2.0  
 Turnovers/game: 2.2  
 Assist/turnover ratio: 0.9  
 Steals/game: 0.9  
 Blocks/game: 0.0

## Player Notes...

- Recorded back-to-back career-high efforts of 26 points against Lincoln (Nov. 21) and Lincoln Christian (Nov. 27)
- Ranks among GLVC leaders in minutes played and scoring

## Career Statistics...

	GP/GS	Mins./Avg.	FG/A	Pct.	3Pt./A	Pct.	FT/A	Pct.	Reb.	Avg.	Asst.	Stl.	Blk.	Pts.	Avg.
2010-11	27/1	304/11.3	43/104	.413	31/71	.437	16/21	.762	24	0.9	22	10	0	133	4.9
2011-12	25/0	293/11.7	43/82	.524	19/47	.404	23/27	.852	23	0.9	38	8	0	128	5.1
2012-13	27/27	1015/37.6	153/352	.435	77/190	.405	107/125	.856	125	4.6	55	25	1	490	18.1
Career	79/28	1612/20.4	239/538	.444	127/308	.412	146/173	.844	172	2.2	115	43	1	751	9.5



**40 - Matt Murphy**  
 Forward/Center • 6-8 • 230 • Freshman  
 Jerseyville, Ill. • Jersey Community HS

**Season Highs**

Points .....20 vs. Maryville, 1-10-13  
 FG Made.....8 vs. Maryville, 1-10-13  
 3-Pt. FG Made.....4 vs. multiple opponents  
 FT Made .....2 vs. multiple opponents  
 Rebounds.....7 vs. Lincoln, 11-21-12  
 Assists .....4 vs. Tiffin, 11-10-12  
 Steals.....4 vs. multiple opponents  
 Blocks.....3 vs. multiple opponents

**Career Highs**

Points .....20 vs. Maryville, 1-10-13  
 FG Made.....8 vs. Maryville, 1-10-13  
 3-Pt. FG Made.....4 vs. multiple opponents  
 FT Made .....2 vs. multiple opponents  
 Rebounds.....7 vs. Lincoln, 11-21-12  
 Assists .....4 vs. Tiffin, 11-10-12  
 Steals.....4 vs. multiple opponents  
 Blocks.....3 vs. multiple opponents



**2012-13 Game-By-Game Statistics**

Opponent	Date	gs	min	Total		3-Pointers		Free throws		Rebounds				pf	a	t/o	blk	stl	pts	avg	
				fg-fga	pct	3fg-fga	pct	ft-fga	pct	off	def	tot	avg								
vs Tiffin	11/10/12	*	31	2-6	.333	0-3	.000	2-3	.667	1	4	5	5.0	2	4	3	0	4	6	6.0	
vs Ohio Dominican	11/11/12	*	34	7-11	.636	3-6	.500	0-0	.000	2	4	6	5.5	2	0	1	0	0	17	11.5	
at Lincoln University	11/14/12	*	35	5-14	.357	1-5	.200	0-0	.000	1	1	2	4.3	2	0	1	0	0	11	11.3	
LINCOLN UNIVERSITY	11/21/12	*	32	3-7	.429	1-3	.333	1-2	.500	1	6	7	5.0	3	0	0	0	0	8	10.5	
LINCOLN CHRISTIAN UNI	11/27/12	*	32	4-11	.364	1-3	.333	0-0	.000	1	4	5	5.0	3	1	3	3	1	9	10.2	
TREVECCA NAZARENE	12/01/12	*	26	6-12	.500	3-6	.500	2-2	1.000	0	4	4	4.8	4	1	0	0	0	17	11.3	
PRINCIPIA COLLEGE	12/04/12	*	21	4-8	.500	1-2	.500	0-0	.000	4	2	6	5.0	2	1	4	0	1	9	11.0	
MACMURRAY COLLEGE	12/08/12	*	32	3-8	.375	2-4	.500	0-2	.000	0	1	1	4.5	4	2	1	1	1	8	10.6	
ROBERT MORRIS-SPRIN	12/11/12	*	28	7-12	.583	3-5	.600	0-0	.000	0	1	1	4.1	1	0	0	0	4	17	11.3	
at Trevecca Nazarene	12/15/12	*	31	6-13	.462	3-6	.500	0-1	.000	1	1	2	3.9	1	0	4	0	0	15	11.7	
ILLINOIS SPRINGFIELD	01/03/13	*	32	6-13	.462	1-5	.200	0-0	.000	1	4	5	4.0	2	1	0	3	0	13	11.8	
QUINCY	01/05/13	*	37	5-12	.417	4-9	.444	0-0	.000	1	3	4	4.0	3	1	3	3	0	14	12.0	
at Maryville	01/10/13	*	37	8-11	.727	2-3	.667	2-2	1.000	2	2	4	4.0	2	0	0	1	1	20	12.6	
at Missouri-St. Louis	01/12/13	*	37	6-11	.545	3-6	.500	1-2	.500	1	4	5	4.1	1	0	1	2	0	16	12.9	
LEWIS	01/17/13	*	27	2-11	.182	1-7	.143	0-0	.000	1	0	1	3.9	3	1	2	1	2	5	12.3	
WISCONSIN-PARKSIDE	01/19/13	*	31	1-7	.143	0-3	.000	2-2	1.000	0	0	0	3.6	2	0	0	1	0	4	11.8	
BELLARMINE	01/21/13	*	11	1-3	.333	0-1	.000	1-1	1.000	0	0	0	3.4	2	0	0	1	0	3	11.3	
at Indianapolis	01/24/13	*	33	4-12	.333	2-8	.250	0-0	.000	0	1	1	3.3	0	1	1	2	2	10	11.2	
at Saint Joseph's (IN)	01/26/13	*	27	5-13	.385	4-9	.444	0-0	.000	0	0	0	3.1	2	0	1	0	1	14	11.4	
SOUTHERN INDIANA	02/02/13	*	10	1-5	.200	0-2	.000	0-0	.000	0	0	0	3.0	2	0	0	1	0	2	10.9	
SAINT JOSEPH'S (IN)	02/07/13	*	4	1-3	.333	0-1	.000	0-0	.000	0	0	0	2.8	0	0	0	0	0	2	10.5	
INDIANAPOLIS	02/09/13	*	24	1-4	.250	0-2	.000	0-0	.000	0	4	4	2.9	2	0	0	0	1	2	10.1	
at Wisconsin-Parkside	02/14/13	*	27	4-11	.364	3-7	.429	0-0	.000	0	1	1	2.8	1	0	1	2	0	11	10.1	
at Lewis	02/16/13	*	21	1-7	.143	0-5	.000	0-0	.000	0	0	0	2.7	1	0	1	0	0	2	9.8	
KENTUCKY WESLEYAN	02/21/13	*	31	2-7	.286	2-6	.333	0-0	.000	0	2	2	2.6	3	0	0	2	0	6	9.6	
at Southern Indiana	02/23/13	*	22	5-9	.556	2-5	.400	0-0	.000	0	3	3	2.7	3	0	0	0	1	12	9.7	
Totals			26	713	100-241	415	42-122	.344	11-17	.647	17	52	69	2.7	53	13	27	23	19	253	9.7

Games played: 26  
 Minutes/game: 27.4  
 Points/game: 9.7  
 FG Pct: 41.5  
 3FG Pct: 34.4  
 FT Pct: 64.7

Rebounds/game: 2.7  
 Assists/game: 0.5  
 Turnovers/game: 1.0  
 Assist/turnover ratio: 0.5  
 Steals/game: 0.7  
 Blocks/game: 0.9

**Player Notes...**

- Averaged 18.5 points and 10.3 rebounds as a senior at Jersey Community HS
- Was a three-time All-Conference and All-Area selection for the Panthers
- Was twice named the *Alton Telegraph* Player of the Year
- Finished career as the all-time leader in scoring, rebounding and blocked shots at Jersey Community

**Career Statistics...**

	GP/GS	Mins./Avg.	FG/A	Pct.	3Pt./A	Pct.	FT/A	Pct.	Reb.	Avg.	Asst.	Stl.	Blk.	Pts.	Avg.
2012-13	26/26	713/27.4	100/241	.415	42/122	.344	11/17	.647	69	2.7	13	19	23	253	9.7
Career	26/26	713/27.4	100/241	.415	42/122	.344	11/17	.647	69	2.7	13	19	23	253	9.7

# 2012-13 MCKENDREE MEN'S BASKETBALL GAME NOTES



**42 - Matt DeLuca**  
 Guard/Forward • 6-2 • 195 • Freshman  
 Hillsboro, Ill. • Hillsboro HS

## Season Highs

Points ..... 7 vs. Wisconsin-Parkside, 1-19-13  
 FG Made ..... 2 vs. multiple opponents  
 3-Pt. FG Made... 1 vs. Wisconsin-Parkside, 1-19-13  
 FT Made ..... 2 vs. multiple opponents  
 Rebounds..... 7 vs. Illinois Springfield, 1-3-13  
 Assists ..... 1 vs. multiple opponents  
 Steals..... 2 vs. multiple opponents  
 Blocks..... None

## Career Highs

Points ..... 7 vs. Wisconsin-Parkside, 1-19-13  
 FG Made ..... 2 vs. multiple opponents  
 3-Pt. FG Made... 1 vs. Wisconsin-Parkside, 1-19-13  
 FT Made ..... 2 vs. multiple opponents  
 Rebounds..... 7 vs. Illinois Springfield, 1-3-13  
 Assists ..... 1 vs. multiple opponents  
 Steals..... 2 vs. multiple opponents  
 Blocks..... None



## 2012-13 Game-By-Game Statistics

Opponent	Date	gs	min	Total		3-Pointers		Free throws		Rebounds				pf	a	t/o	blk	stl	pts	avg	
				fg-fga	pct	3fg-fga	pct	ft-fga	pct	off	def	tot	avg								
at Lincoln University	11/14/12	2	0-0	.000	0-0	.000	0-0	.000	0-0	.000	0	0	0	0	0	0	0	0	0	0.0	
LINCOLN UNIVERSITY	11/21/12	0	0-0	.000	0-0	.000	0-0	.000	0-0	.000	0	0	0	0	0	0	0	0	0	0.0	
LINCOLN CHRISTIAN UNI	11/27/12	3	0-1	.000	0-0	.000	0-0	.000	0-0	.000	0	0	0	0	0	0	0	2	0	0.0	
PRINCIPIA COLLEGE	12/04/12	9	2-4	.500	0-2	.000	2-2	1.000	1	2	3	0.8	0	0	1	0	1	0	1	6	1.5
MACMURRAY COLLEGE	12/08/12	7	1-2	.500	0-1	.000	0-1	.000	1	2	1.0	1	0	0	0	0	1	0	1	2	1.6
at Trevecca Nazarene	12/15/12	0	0-0	.000	0-0	.000	0-0	.000	0	0	0	0.8	0	0	0	0	0	0	0	0	1.3
ILLINOIS SPRINGFIELD	01/03/13	15	2-4	.500	0-0	.000	0-0	.000	5	2	7	1.7	0	0	0	0	2	4	1.7		
QUINCY	01/05/13	12	0-4	.000	0-0	.000	0-0	.000	2	0	2	1.8	0	1	1	0	0	0	1.5		
at Maryville	01/10/13	13	1-1	1.000	0-0	.000	0-0	.000	0	1	1	1.7	0	0	1	0	0	2	1.6		
at Missouri-St. Louis	01/12/13	12	0-2	.000	0-1	.000	0-0	.000	2	2	4	1.9	1	0	1	0	0	0	1.4		
LEWIS	01/17/13	10	0-0	.000	0-0	.000	0-0	.000	1	1	2	1.9	1	1	1	0	0	0	1.3		
WISCONSIN-PARKSIDE	01/19/13	15	2-2	1.000	1-1	1.000	2-2	1.000	1	0	1	1.8	1	0	0	0	0	7	1.8		
BELLARMINE	01/21/13	21	2-2	1.000	0-0	.000	1-2	.500	0	1	1	1.8	2	0	0	0	0	5	2.0		
at Indianapolis	01/24/13	13	0-2	.000	0-1	.000	0-0	.000	1	2	3	1.9	0	0	0	0	0	0	1.9		
at Saint Joseph's (IN)	01/26/13	4	0-2	.000	0-0	.000	0-0	.000	1	0	1	1.8	0	0	0	0	0	0	1.7		
at Kentucky Wesleyan	01/31/13	12	1-3	.333	0-2	.000	0-0	.000	0	1	1	1.8	0	1	0	0	0	2	1.8		
SOUTHERN INDIANA	02/02/13	14	0-1	.000	0-0	.000	0-0	.000	1	1	2	1.8	1	1	0	0	0	0	1.6		
SAINT JOSEPH'S (IN)	02/07/13	2	0-0	.000	0-0	.000	0-0	.000	0	0	0	1.7	0	0	0	0	0	0	1.6		
at Wisconsin-Parkside	02/14/13	3	0-1	.000	0-1	.000	0-0	.000	0	1	1	1.6	0	0	0	0	0	0	1.5		
at Lewis	02/16/13	3	0-0	.000	0-0	.000	0-0	.000	0	1	1	1.6	0	0	0	0	0	0	1.4		
KENTUCKY WESLEYAN	02/21/13	1	0-0	.000	0-0	.000	0-0	.000	0	0	0	1.5	0	0	0	0	0	0	1.3		
<b>Totals</b>		<b>0</b>	<b>171</b>	<b>11-31</b>	<b>.355</b>	<b>1-9</b>	<b>.111</b>	<b>5-7</b>	<b>.714</b>	<b>16</b>	<b>16</b>	<b>32</b>	<b>1.5</b>	<b>7</b>	<b>5</b>	<b>5</b>	<b>0</b>	<b>6</b>	<b>28</b>	<b>1.3</b>	

Games played: 21  
 Minutes/game: 8.1  
 Points/game: 1.3  
 FG Pct: .355  
 3FG Pct: 11.1  
 FT Pct: 71.4

Rebounds/game: 1.5  
 Assists/game: 0.2  
 Turnovers/game: 0.2  
 Assist/turnover ratio: 1.0  
 Steals/game: 0.3

## Player Notes...

- Averaged 22.6 points and eight rebounds per game as a senior at Hillsboro HS
- Netted 1,191 career points for the Hilltoppers
- Was a two-time All-Conference, All-Area, All-State honoree and team Most Valuable Player at Hillsboro
- Earned Montgomery County Athlete of the Year accolades

## Career Statistics...

	GP/GS	Mins./Avg.	FG/A	Pct.	3Pt./A	Pct.	FT/A	Pct.	Reb.	Avg.	Asst.	Stl.	Blk.	Pts.	Avg.
2012-13	21/0	171/8.1	11/31	.355	1/9	.111	5/7	.714	32	1.5	5	6	0	28	1.3
<b>Career</b>	<b>21/0</b>	<b>171/8.1</b>	<b>11/31</b>	<b>.355</b>	<b>1/9</b>	<b>.111</b>	<b>5/7</b>	<b>.714</b>	<b>32</b>	<b>1.5</b>	<b>5</b>	<b>6</b>	<b>0</b>	<b>28</b>	<b>1.3</b>

## 2012-13 MCKENDREE MEN'S BASKETBALL GAME NOTES



**50 - David Ruckman**  
 Forward/Center • 6-8 • 260 • Senior  
 Freeburg, Ill. • Freeburg HS

### Season Highs

Points ..... 15 vs. Tiffin, 11-10-12  
 FG Made ..... 6 vs. Tiffin, 11-10-12  
 3-Pt. FG Made ..... None  
 FT Made ..... 3 vs. Tiffin, 11-10-12  
 Rebounds ..... 8 vs. Tiffin, 11-10-12  
 Assists ..... 1 vs. Tiffin, 11-10-12  
 Steals ..... 1 vs. multiple opponents  
 Blocks ..... 2 vs. multiple opponents

### Career Highs

Points ..... 27 vs. Logan, 2-17-12  
 FG Made ..... 13 vs. Logan, 2-17-12  
 3-Pt. FG Made ..... None  
 FT Made ..... 5 vs. multiple opponents  
 Rebounds ..... 17 vs. Logan, 2-17-12  
 Assists ..... 3 vs. Mid-Continent, 11-15-11  
 Steals ..... 3 vs. multiple opponents  
 Blocks ..... 4 vs. Logan, 11-11-11



## 2012-13 Game-By-Game Statistics

Opponent	Date	qs	min	Total		3-Pointers		Free throws		Rebounds			pf	a	t/o	blk	stl	pts	avg		
				fg-fga	pct	3fg-fga	pct	ft-flt	pct	off	def	tot								avg	
vs Tiffin	11-10-12	*	33	6-17	.353	0-0	.000	3-4	.750	3	5	8	8.0	2	1	4	2	1	15	15.0	
vs Ohio Dominican	11-11-12	*	14	1-3	.333	0-0	.000	0-0	.000	0	1	1	4.5	2	0	1	2	1	2	8.5	
<b>Totals</b>			<b>2</b>	<b>47</b>	<b>7-20</b>	<b>.350</b>	<b>0-0</b>	<b>.000</b>	<b>3-4</b>	<b>.750</b>	<b>3</b>	<b>6</b>	<b>9</b>	<b>4.5</b>	<b>4</b>	<b>1</b>	<b>5</b>	<b>4</b>	<b>2</b>	<b>17</b>	<b>8.5</b>

Games played: 2  
 Minutes/game: 23.5  
 Points/game: 8.5  
 FG Pct: 35.0  
 FT Pct: 75.0


Rebounds/game: 4.5  
 Assists/game: 0.5  
 Turnovers/game: 2.5  
 Assist/turnover ratio: 0.2  
 Steals/game: 1.0  
 Blocks/game: 2.0

### Player Notes...

- Led team in rebounding (7.5 RPG) and blocked shots (26) as a junior
- Shot a team-best 56.2 percent from the floor in 2011-12
- Had 18 double-digit scoring games, and six games with 10 or more rebounds
- Came to McKendree from Lincoln Land Community College
- Averaged 18 points and eight rebounds as a senior at Freeburg HS

### Career Statistics...

	GP/GS	Mins./Avg.	FG/A	Pct.	3Pt./A	Pct.	FT/A	Pct.	Reb.	Avg.	Asst.	Stl.	Blk.	Pts.	Avg.
2010-11	33/3	477/14.5	103/191	.539	0/0	.000	36/72	.500	192	5.8	8	11	22	242	7.3
2011-12	30/20	611/20.4	141/251	.562	0/0	.000	33/62	.532	224	7.5	22	20	26	315	10.5
2012-13	2/2	47/23.5	7/20	.350	0/0	.000	3/4	.750	9	4.5	1	2	4	17	8.5
<b>Career</b>	<b>65/25</b>	<b>1135/17.5</b>	<b>251/462</b>	<b>.543</b>	<b>0/0</b>	<b>.000</b>	<b>72/138</b>	<b>.522</b>	<b>425</b>	<b>6.5</b>	<b>31</b>	<b>33</b>	<b>52</b>	<b>574</b>	<b>8.8</b>




**54 - Blake Fulton**  
 Center • 6-8 • 175 • Sophomore  
 Hillview, Ill. • North Greene HS

### Season Highs

Points .....2 vs. Principia, 12-4-12  
 FG Made.....1 vs. Principia, 12-4-12  
 3-Pt. FG Made..... None  
 FT Made ..... None  
 Rebounds.....1 vs. Principia, 12-4-12  
 Assists ..... None  
 Steals..... None  
 Blocks.....1 vs. Principia, 12-4-12

### Career Highs

Points .....2 vs. Principia, 12-4-12  
 FG Made.....1 vs. Principia, 12-4-12  
 3-Pt. FG Made..... None  
 FT Made ..... None  
 Rebounds.....1 vs. Principia, 12-4-12  
 Assists ..... None  
 Steals..... None  
 Blocks.....1 vs. Principia, 12-4-12



## 2012-13 Game-By-Game Statistics

Opponent	Date	qs	min	Total		3-Pointers		Free throws		Rebounds				pf	a	t/o	blk	stl	pts	avg
				fg-fga	pct	3fg-fga	pct	ft-fta	pct	off	def	tot	avg							
PRINCIPIA COLLEGE	12/04/12	4		1-2	.500	0-0	.000	0-0	.000	0	1	1	1.0	0	0	1	1	0	2	2.0
LEWIS	01/17/13	2		0-0	.000	0-0	.000	0-0	.000	0	0	0	0.5	0	0	1	0	0	0	1.0
WISCONSIN-PARKSIDE	01/19/13	1		0-0	.000	0-0	.000	0-0	.000	0	0	0	0.3	0	0	0	0	0	0	0.7
KENTUCKY WESLEYAN	02/21/13	1		0-0	.000	0-0	.000	0-0	.000	0	0	0	0.3	1	0	1	0	0	0	0.5
<b>Totals</b>		0	8	1-2	.500	0-0	.000	0-0	.000	0	1	1	0.3	1	0	3	1	0	2	0.5

Games played: 4  
 Minutes/game: 2.0  
 Points/game: 0.5  
 FG Pct: 50.0

Rebounds/game: 0.3  
 Turnovers/game: 0.8  
 Blocks/game: 0.3

### Player Notes...

- Played last season as a member of the McKendree junior varsity program
- Averaged 7.7 points, seven rebounds and 5.8 blocks per game as a senior at North Greene HS
- Earned All-Conference honors as a senior
- Holds team records for blocked shots in a season and career at North Greene

### Career Statistics...

	GP/GS	Mins./Avg.	FG/A	Pct.	3Pt./A	Pct.	FT/A	Pct.	Reb.	Avg.	Asst.	Stl.	Blk.	Pts.	Avg.
2012-13	4/0	8/2.0	1/2	.500	0/0	.000	0/0	.000	1	0.3	0	0	1	2	0.5
<b>Career</b>	<b>4/0</b>	<b>8/2.0</b>	<b>1/2</b>	<b>.500</b>	<b>0/0</b>	<b>.000</b>	<b>0/0</b>	<b>.000</b>	<b>1</b>	<b>0.3</b>	<b>0</b>	<b>0</b>	<b>1</b>	<b>2</b>	<b>0.5</b>

## McKendree University Men's Basketball Record Book

### McKendree University 1,000-Point Club

Rank	Player	Year(s)	Points
1.	Matt Laur	1999-2003	2,874
2.	Gene Hoyt	1950-54	2,510
3.	Jon Kraus	1992-95	2,371
4.	Gary Haverman	1977-81	2,362
5.	Eric Palm	2005-09	2,066
6.	Walter Rogers	1984-88	2,042
7.	Paul Funkhouser	1966-70	2,016
8.	Eric Hobbie	2007-11	1,938
9.	Mike Strobbe	2003-07	1,875
10.	Mark Markus	1989-93	1,766
11.	Kevin Schwartz	1987-91	1,757
12.	Dennis Korte	1966-70	1,735
13.	Lloyd Castillo	1954-57	1,678
14.	Dale Cruse	1951-55	1,678
15.	Ken Coplen	1983-87	1,616
16.	Dmitri Joe	1985-89	1,599
17.	Bob Stone	1970-74	1,579
18.	Marc Derwort	1992-95	1,561
19.	Steve Davis	1989-93	1,554
20.	Darron Randle	1988-92	1,553
21.	Brad Fischer	2002-06	1,542
22.	Sean Rakers	2008-12	1,513
23.	Rich Herrin	1952-56	1,502
24.	Darrell Flake	2000-02	1,499
25.	Dale Haverman	1974-77	1,466
<b>26.</b>	<b>John Steppe</b>	<b>2009-present</b>	<b>1,446</b>
27.	Fred Taylor	1986-88	1,399
28.	Mike Vargo	1970-72	1,386
29.	Chaun Lewis	1989-93	1,343
30.	Brad Copelin	2007-11	1,304
31.	Bill Douglas	1972-76	1,295
32.	Jay Sodini	1981-83	1,247
33.	Gary Vandello	1973-77	1,245
34.	Marty Adams	1996-98	1,216
35.	John Batson	1983-87	1,211
36.	Chris Zupan	1989-93	1,188
37.	Don Burris	1971-75	1,175
38.	Eejuan Riddle	1990-95	1,099
39.	Rick Klingelhoef	1980-82	1,081
40.	David Mordhorst	1982-86	1,064
41.	Shawn Byrne	2001-05	1,050
42t.	Mike Schaulat	1973-77	1,043
42t.	Dan Moore	1996-2001	1,043
44.	Nic Stotler	1999-2001	1,042
45.	Chad Storck	2001-05	1,030
46t.	Ted Longust	1986-88	1,028
46t.	Kenny Detmer	2007-10	1,028

### McKendree University 1,000-Rebound Club

Rank	Player	Year(s)	Rebounds
1.	Gene Hoyt	1950-54	2,975
2.	Lloyd Castillo	1954-57	1,962
3.	Matt Laur	1999-2003	1,522
4.	Mike Strobbe	2003-07	1,314
5.	Paul Funkhouser	1966-70	1,140
6.	Dennis Korte	1966-70	1,064
7.	Gary Haverman	1977-81	1,057
8.	Eejuan Riddle	1990-95	1,021
9.	Rich Herrin	1952-56	1,018

### CAREER RECORDS

#### Field Goals Made

Rank	Player	Year(s)	No.
1.	Matt Laur	1999-2003	1,219
2.	Gary Haverman	1977-81	980
3.	Gene Hoyt	1950-54	976
4.	Jon Kraus	1992-96	815
5.	Paul Funkhouser	1966-70	794
6.	Dennis Korte	1966-70	707
7.	Dale Haverman	1974-77	694
8.	Mike Strobbe	2003-07	692
9.	Eric Hobbie	2007-11	676
10.	Bob Stone	1970-74	651

#### Field Goal Percentage (Minimum 200 Made)

Rank	Player	Year(s)	Pct.
1.	Darrell Flake	2000-02	.677
2.	Tony Lara	1997-99	.648
3.	Matt Laur	1999-2003	.629
4.	Pete Krumsieg	2001-04	.620
5.	Jay Sodini	1981-83	.596
6.	Eejuan Riddle	1990-95	.591
7.	Mike Finley	1966-69	.588
8t.	Mike Strobbe	2003-07	.573
8t.	Mike Henry	1977-79	.573
10.	Dmitri Joe	1985-89	.572

#### Three-Point Field Goals Made

Rank	Player	Year(s)	No.
1.	Jon Kraus	1992-96	362
2.	Mark Markus	1989-93	287
3.	Marc Derwort	1992-96	266
4.	Eric Palm	2005-09	254
5.	Eric Hobbie	2007-11	250
6.	Kevin Schwartz	1987-91	215
7.	Marty Adams	1996-98	213
8.	Brad Fischer	2002-06	211
9.	Chad Storck	2001-05	202
10.	Nic Stotler	1999-2001	190

#### Three-Point Field Goal Percentage (Minimum 50 Made)

Rank	Player	Year(s)	Pct.
1.	Marc Derwort	1992-96	.462
2.	Chad Brown	1988-90	.456
3.	Fred Taylor	1986-88	.452
4.	T.J. Stone	2006-08	.445
5.	Scott Brennan	1992-96	.444
6.	Jon Kraus	1992-96	.435
7.	Marty Adams	1996-98	.416
8.	Mark Markus	1989-93	.408
9.	Brian O'Neill	1993-95	.406
10.	Dave McFarland	1986-88	.390

#### Free Throws Made

Rank	Player	Year(s)	No.
1.	Lloyd Castillo	1954-57	604
2.	Gene Hoyt	1950-54	558
3.	Eric Palm	2005-09	532
4.	Rich Herrin	1952-56	508
5.	Mike Strobbe	2003-07	489
6.	Walter Rogers	1984-88	478
7.	Paul Funkhouser	1966-70	470
8.	Matt Laur	1999-2003	428
9.	Gary Haverman	1977-81	402
10.	Darron Randle	1987-91	387

# 2012-13 MCKENDREE MEN'S BASKETBALL GAME NOTES

## McKendree University Men's Basketball Record Book

### Free Throw Percentage

Rank	Player	Year(s)	Pct.
1.	Charles Leckrone	1952-54	.877
2.	Leon Stallard	1986-88	.870
3.	Brad Fischer	2002-06	.866
4.	Eric Palm	2005-09	.851
5.	Jay Ward	1956-57	.846
6.	Chad Storck	2001-05	.845
7.	Marty Adams	1996-98	.842
8.	Mark Markus	1989-93	.822
9.	Chad Brown	1988-90	.821
10.	Jon Kraus	1992-96	.814

### Assists (Since 1993)

Rank	Player	Year(s)	No.
1.	Andy Wolff	2007-11	554
2.	Tim Schumacher	2000-04	513
3.	Chad Storck	2001-05	501
4.	Jon Kraus	1992-96	454
5.	Matt Laur	1999-2003	446
6.	Dan Moore	1996-2001	435
7.	Dion Flippins	1999-2001	327
<b>8.</b>	<b>John Steppe</b>	<b>2009-present</b>	<b>318</b>
9.	Chad Mills	1995-97	302
10.	Eric Palm	2005-09	298

### Steals (Since 1993)

Rank	Player	Year(s)	No.
1.	Jon Kraus	1992-96	243
2.	Chad Storck	2001-05	195
3.	Tim Schumacher	2000-04	192
4.	Matt Laur	1999-2003	182
5.	Andy Wolff	2007-11	171
6.	Dan Moore	1996-2001	152
7.	Eric Hobbie	2007-11	142
8.	Marc Derwort	1992-95	141
<b>9.</b>	<b>John Steppe</b>	<b>2009-present</b>	<b>134</b>
10.	Eric Palm	2005-09	131

### Blocked Shots (Since 1993)

Rank	Player	Year(s)	No.
1.	Matt Laur	1999-2003	560
2.	Eejuan Riddle	1990-95	218
3.	Eric Hobbie	2007-11	194
4.	Sean Rakers	2008-12	166
5.	Pete Krumsieg	2001-04	133
6.	Marcus Prewitt	1995-97	74
7.	Bryant Lyles	2004-06	70
8.	Ted Blackett	1997-2000	66
9.	Marc Derwort	1992-95	65
<b>10.</b>	<b>David Ruckman</b>	<b>2010-present</b>	<b>52</b>

### SEASON RECORDS

#### Points Scored

Rank	Player	Year	Points
1.	Matt Laur	2002-03	891
2.	Darrell Flake	2001-02	831
3.	Gary Haverman	1980-81	754
4.	Eric Palm	2008-09	721
5.	Matt Laur	2000-01	714
6.	Matt Laur	2001-02	711
7.	Gary Haverman	1979-80	710
8.	Jay Sodini	1982-83	708
9.	Fred Taylor	1986-87	704
10t.	Ahmad Bussie	1985-86	703
10t.	Mike Vargo	1970-71	703

#### Rebounds

Rank	Player	Year	No.
1.	Gene Hoyt	1951-52	739
2.	Gene Hoyt	1952-53	701
3.	Lloyd Castillo	1954-55	529
4.	Gene Hoyt	1953-54	497
5.	Lloyd Castillo	1955-56	493
6.	Matt Laur	2002-03	448
7.	Lloyd Castillo	1956-57	447
8.	Jay Sodini	1982-83	400
9.	Mike Strobbe	2006-07	396
10.	Jeff Riggs	1956-57	375

#### Field Goals Made

Rank	Player	Year	No.
1.	Matt Laur	2002-03	393
2.	Darrell Flake	2001-02	344
3t.	Gary Haverman	1980-81	313
3t.	Mike Vargo	1970-71	313
5.	Ahmad Bussie	1985-86	306
6.	Matt Laur	2000-01	300
7.	Dale Haverman	1976-77	299
8.	Mike Henry	1978-79	295
9.	Darrell Flake	2000-01	294
10.	Matt Laur	2001-02	293

#### Field Goal Percentage (Minimum 100 Made)

Rank	Player	Year	Pct.
1.	Tony Lara	1997-98	.705
2.	Darrell Flake	2001-02	.684
3t.	Matt Laur	1999-2000	.677
3t.	Darrell Flake	2000-01	.677
5.	Matt Laur	2000-01	.652
6.	Eejuan Riddle	1994-95	.641
7.	Walter Rogers	1987-88	.626
8.	Pete Krumsieg	2003-04	.623
9.	Matt Laur	2002-03	.622
10.	Tony Lara	1998-99	.621

#### Three-Point Field Goals Made

Rank	Player	Year	No.
1.	Marty Adams	1996-97	114
2t.	Jon Kraus	1993-94	100
2t.	Nic Stotler	1999-2000	100
4.	Marty Adams	1997-98	99
5.	Jon Kraus	1995-96	97
6t.	Mark Markus	1992-93	96
6t.	T.J. Stone	2007-08	96
8t.	Marc Derwort	1995-96	95
8t.	Jon Kraus	1994-95	95
8t.	Jeff Suelmann	2003-04	95

## 2012-13 McKENDREE MEN'S BASKETBALL GAME NOTES

### McKendree University Men's Basketball Record Book

#### Three-Point Field Goal Percentage (Minimum 30 Made)

Rank	Player	Year	Pct.
1.	Fred Taylor	1986-87	.510
2.	Jon Kraus	1994-95	.497
3.	Scott Brennan	1994-95	.496
4.	T.J. Stone	2007-08	.495
5.	Marc Derwort	1993-94	.482
6.	Chad Brown	1988-89	.474
7.	Jon Kraus	1992-93	.456
8.	Chad Brown	1989-90	.450
9.	Scott Brennan	1995-96	.444
10.	Marc Derwort	1994-95	.441

#### Free Throws Made

Rank	Player	Year	No.
1.	Lloyd Castillo	1956-57	244
2.	Eric Palm	2008-09	225
3.	Lloyd Castillo	1955-56	211
4.	Rich Herrin	1954-55	186
5.	Jay Sodini	1982-83	182
6.	Rich Herrin	1955-56	162
7.	Mike Strobbe	2006-07	155
8.	Walter Rogers	1987-88	154
9.	Gene Hoyt	1952-53	153
10t.	Lloyd Castillo	1954-55	149
10t.	Dmitri Joe	1988-89	149

#### Free Throw Percentage (Minimum 50 Made)

Rank	Player	Year	Pct.
1.	Brad Fischer	2002-03	.904
2.	Chad Storck	2003-04	.893
3.	Eric Palm	2006-07	.890
4.	Brad Fischer	2004-05	.882
5.	Marty Adams	1997-98	.874
6.	Jon Harry	1979-80	.868
7.	Eric Hobbe	2010-11	.866
8.	Chad Storck	2001-02	.864
9.	Gary Haverman	1979-80	.857
10.	Eric Palm	2008-09	.852

#### Assists (Since 1993)

Rank	Player	Year	No.
1.	Todd Grigg	1993-94	237
2.	Tim Schumacher	2002-03	215
3.	Jon Kraus	1994-95	176
4.	Chad Storck	2003-04	173
5t.	Dion Flippins	2000-01	168
5t.	Dan Moore	2000-01	168
7.	Andy Wolff	2010-11	167
8.	Chad Mills	1996-97	161
9.	Dion Flippins	1999-2000	159
10.	Jon Kraus	1995-96	151

#### Steals (Since 1993)

Rank	Player	Year	No.
1.	Jon Kraus	1993-94	92
2.	Jon Kraus	1994-95	85
3.	Todd Grigg	1993-94	84
4.	Jon Kraus	1995-96	66
5.	Bryant Lyles	2004-05	65
6.	Tim Schumacher	2002-03	62
7.	Marc Derwort	1994-95	58
8.	Chad Storck	2004-05	56
9.	Keith Langenhorst	2001-02	55
10.	Andy Wolff	2008-09	55

#### Blocked Shots (Since 1993)

Rank	Player	Year	No.
1.	Matt Laur	2002-03	174
2.	Matt Laur	2001-02	153
3.	Eejuan Riddle	1993-94	125
4.	Matt Laur	1999-2000	117
5.	Matt Laur	2000-01	116
6.	Eejuan Riddle	1994-95	93
7.	Eric Hobbie	2008-09	72
8.	Sean Rakers	2008-09	70
9.	Pete Krumsieg	2003-04	68
10.	Eric Hobbie	2007-08	49

#### GAME SUPERLATIVES

##### Most Points Scored in a Game

Points	Player	Year and Opponent
47	Rich Herrin	1955-56 vs. Blackburn
46	Chuck Garrett	1964-65 vs. Illinois Tech
45	Gene Hoyt	1951-52 vs. Rolla School of Mines
43	Chuck Garrett	1959-60 vs. Unknown
43	Jay Sodini	1982-83 vs. Westminster
43	Matt Laur	2000-01 vs. Kendall
41	Dale Haverman	1977-78 vs. Kentucky Wesleyan
41	Fred Taylor	1986-87 vs. Hannibal-LaGrange
41	Matt Laur	2001-02 vs. Concordia (Neb.)
41	Jeff Suelmann	2003-04 vs. East-West
40	Gary Haverman	1979-80 vs. Southeast Missouri State
40	Mike Vargo	1970-71 vs. SIU-Edwardsville
39	Jim Burnett	1949-50 vs. Unknown
39	Gary Haverman	1980-81 vs. Saint Ambrose
39	Gene Hoyt	1951-52 vs. Greenville
39	Marty Adams	1997-98 vs. Harris-Stowe
38	Gene Hoyt	1951-52 vs. Greenville
38	Duane Mounts	1969-70 vs. Quincy
38	Bill Douglas	1975-76 vs. Quincy
38	Rick Stumpe	1984-85 vs. Lindenwood
38	Mike Henry	1978-79 vs. Westminster
37	Jim Burnett	1950-51 vs. Unknown
37	Dale Cruse	1954-55 vs. Ottawa
37	Mike Vargo	1971-72 vs. Greenville
37	John Jankowski	1981-82 vs. Panhandle State
37	Garrett DeBrock	2001-02 vs. Brescia
37	Matt Laur	2002-03 vs. Science and Arts
37	Eric Palm	2007-08 vs. William Woods

## 2012-13 MCKENDREE MEN'S BASKETBALL GAME NOTES

### McKendree University Men's Basketball Record Book

#### Most Free Throws Made in a Game

Made-Att.	Player	Year and Opponent
17-24	Jay Sodini	1982-83 vs. St. Francis (Ill.)
16-17	Eric Palm	2008-09 vs. Texas Wesleyan
16-18	Eric Palm	2008-09 vs. Illinois-Springfield
15-16	Gene Hoyt	1953-54 vs. Oakland City
15-17	Rich Herrin	1954-55 vs. Southwestern Oklahoma
15-18	Ken Coplen	1983-84 vs. Illinois Tech
15-19	Rick Klingelhofer	1981-82 vs. SIU-Edwardsville
14-16	Gene Hoyt	1951-52 vs. Rose Poly Tech
14-16	Rich Herrin	1954-55 vs. Central Missouri
14-17	Darron Randle	1990-91 vs. St. Francis (Ill.)
14-17	Tony Lara	1998-99 vs. Hannibal-LaGrange
14-18	Bill Douglas	1975-76 vs. Quincy
14-19	Steve Davis	1991-92 vs. St. Francis (Ill.)
13-13	Eric Palm	2006-07 vs. Columbia
13-14	Bryant Lyles	2005-06 vs. Columbia
13-15	Eric Palm	2007-08 vs. William Woods
13-16	Rich Herrin	1955-56 vs. Blackburn
13-17	Eric Palm	2007-08 vs. Columbia
12-12	Moritz Wohlers	2004-05 vs. Greenville
12-12	Eric Palm	2006-07 vs. Hannibal-LaGrange
12-13	Raymond Wilks	1988-89 vs. Northeastern Illinois
12-13	Ray Mosby	1978-79 vs. Maryville
12-14	Steve Davis	1990-91 vs. Central Arkansas
12-14	Walter Rogers	1985-86 vs. Illinois Tech
12-15	Walter Rogers	1987-88 vs. Hannibal-LaGrange
12-15	Mike Strobbe	2003-04 vs. Harris-Stowe

#### Most Three-Pointers Made in a Game

Points	Player	Year and Opponent
11	Jeff Suelmann	2003-04 vs. East-West
11	Anthony McNeil	2003-04 vs. Logan
10	Marty Adams	1997-98 vs. Kendall
9	Nic Stotler	1999-2000 vs. Park
8	Eric Hobbie	2009-10 vs. Park
8	Marty Adams	1997-98 vs. Harris-Stowe
8	John Batson	1986-87 vs. Judson
7	Chad Brown	1989-90 vs. Brescia
7	Marty Adams	1989-90 vs. Mt. St. Clare
7	Kevin Schwartz	1989-90 vs. Missouri Baptist
7	Mark Markus	1990-91 vs. Hannibal-LaGrange
7	Lyle Rakers	1998-99 vs. Logan
7	Lyle Rakers	1998-99 vs. Harris-Stowe
7	Nic Stotler	1999-2000 vs. Barat
7	Nic Stotler	2000-01 vs. Campbellsville
7	Karrington Pettiford	2010-11 vs. Freed-Hardeman
7	Clinton Happe	2010-11 vs. Concordia
7	Eric Hobbie	2010-11 vs. William Woods

#### McKendree's NAIA Division I National Tournament History

Year	Overall Record	Tourney Rec.
<b>1987-88</b>	<b>35-1</b>	<b>1-1</b>
	First Round: McKendree 124, Huron (S.D.) 107 Sweet 16: Dorst (Iowa) 86, McKendree 79	
<b>1991-92</b>	<b>31-6</b>	<b>0-1</b>
	First Round: Erskine (S.D.) 101, McKendree 90	
<b>1992-93</b>	<b>27-9</b>	<b>0-1</b>
	First Round: David Lipscomb (Tenn.) 87, McKendree 72	
<b>1995-96</b>	<b>25-9</b>	<b>1-1</b>
	First Round: McKendree 73, East Texas Baptist 69 Sweet 16: Lipscomb (Tenn.) 95, McKendree 87	
<b>1996-97</b>	<b>28-9</b>	<b>2-1</b>
	First Round: McKendree 67, St. Mary's (Texas) 57 Sweet 16: McKendree 76, Findlay (Ohio) 70 Quarterfinals: Oklahoma Baptist 82, McKendree 73	
<b>1999-2000</b>	<b>25-8</b>	<b>0-1</b>
	First Round: Central State (Ohio) 88, McKendree 79	
<b>2000-01</b>	<b>27-9</b>	<b>0-1</b>
	First Round: Faulkner (Ala.) 78, McKendree 76	
<b>2001-02</b>	<b>30-5</b>	<b>1-1</b>
	First Round: McKendree 87, Georgia Southwestern 72 Sweet 16: Olivet Nazarene (Ill.) 85, McKendree 78	
<b>2002-03</b>	<b>34-4</b>	<b>3-1</b>
	First Round: McKendree 94, Jarvis Christian (Texas) 81 Sweet 16: McKendree 105, Science and Arts (Okla.) 98 Quarterfinals: McKendree 64, Olivet Nazarene (Ill.) 62 Semifinals: Concordia (Calif.) 81, McKendree 58	
<b>2003-04</b>	<b>24-10</b>	<b>0-1</b>
	First Round: Georgetown (Ky.) 88, McKendree 56	
<b>2006-07</b>	<b>23-12</b>	<b>1-1</b>
	First Round: McKendree 86, Mountain State (W.Va.) 80 Sweet 16: Faulkner (Ala.) 87, McKendree 79	
<b>2007-08</b>	<b>27-7</b>	<b>1-1</b>
	First Round: McKendree 73, Texas Wesleyan 71 Sweet 16: Campbellsville (Ky.) 80, McKendree 64	
<b>2008-09</b>	<b>30-6</b>	<b>2-1</b>
	First Round: McKendree 83, Northwestern Oklahoma State 58 Sweet 16: McKendree 87, Texas Wesleyan 75 Quarterfinals: MidAmerica Nazarene (Kan.) 59, McKendree 55	
<b>2009-10</b>	<b>27-7</b>	<b>0-1</b>
	First Round: John Brown (Ark.) 73, McKendree 70 (OT)	
<b>2010-11</b>	<b>21-13</b>	<b>1-1</b>
	First Round: McKendree 75, Southern Nazarene (Okla.) 62 Sweet 16: Georgetown (Ky.) 77, McKendree 59	